



FOR M42 JUNCTION 10 IMPROVEMENTS UNDER CONDITION 30, PLEASE REFER TO DRAWING NUMBER B033920-TTE-00-ZZ-DR-H-1001 or B033920-TTE-00-ZZ-DR-H-1003

FOR OFFLINE CYCLEWAY IMPROVEMENTS PLEASE REFER TO PLAN 2 IN THE DRAFT SC106 AND TO DRAWING REFS: B033920-TTE-00-ZZ-PL-H-0003/0004/0005 CONTAINED IN THE S1RSA AND GG104 FOR MORE DETAILS.

- NOTES -**
- ALL DIMENSIONS IN METRES UNLESS STATED OTHERWISE.
 - THE INFORMATION SHOWN ON THIS DRAWING IS INTENDED TO PROVIDE A GENERAL OUTLINE OF THE HIGHWAY IMPROVEMENT WORKS.
- KEY:**
- PLANNING APPLICATION BOUNDARY
 - ADJOINING LAND UNDER THE CONTROL OF THE APPLICANT
 - INTERVISIBILITY ZONE

3m MAINTENANCE TRACK AT BOTTOM OF EMBANKMENT

EXISTING EMBANKMENT TO BE RE-GRADED (MAX 1:3 SLOPE) TO ACCOMMODATE PROPOSED WIDENING

SHARED USE CYCLEWAY UPGRADED (CD143)

3 LANE APPROACH TO JUNCTION TO INCORPORATE ACCESS TO NEW SITE

SIGNALISED CROSSING

DEVELOPMENT OF LEFT TURN LANE HEADING EASTBOUND ON A5

ENSURE THAT THE NEW SITE ACCESS TIES INTO DEVELOPMENT

OFFSIDE LANE BEGINS MERGE TO TIE INTO EXISTING DUAL CARRIAGEWAY ARRANGEMENT

EXISTING BUS STOP AND LAYBY TO BE RELOCATED EAST

EXISTING EAST END OF EASTBOUND NATIONAL SPEED LIMIT TO BE REDUCED TO 50MPH

PROPOSED NEW BUS LAYBY

FOR A5 CYCLEWAY IMPROVEMENT SCHEME SEE DWG B033920-TTE-00-ZZ-PL-H-0003

M42 JUNCTION 10 IMPROVEMENT WORKS TO BE DELIVERED UNDER CONDITION 31, PLEASE REFER TO DRAWING NUMBER B033920-TTE-00-ZZ-DR-H-1003

TIE IN TO EXISTING ARRANGEMENT

TIE IN TO EXISTING FOOTWAY AND PUBLIC RIGHT OF WAY

INSET A

TIE IN TO EXISTING ARRANGEMENT

TIE IN TO EXISTING FOOTWAY

EXISTING CROSSING REMOVED

EXISTING COMMENCEMENT OF THE WESTBOUND NATIONAL SPEED LIMIT TO BE REDUCED TO 50MPH

TIE IN TO EXISTING KERBLINE

UPGRADED FOOTWAY FOR THE SIGNALISED CROSSING



INSET A- SIGNALISED JUNCTION DIMENSIONS

PRELIMINARY ISSUE

P09	ANNOTATION TEXT CHANGE TO CONDITION 30	08.07.2024	LJB	GW	NB
P08	ANNOTATION TEXT CHANGE TO CONDITION 29	27.06.2024	LJB	GW	NB
P07	ANNOTATION TEXT CHANGE TO CONDITION 31	25.06.2024	GW	NB	NB
P06	NOTE AMENDED	24.06.2024	LJB	GW	NB
P05	NOTE AMENDED	06.06.2024	LJB	GW	NB
P04	MINOR AMENDMENTS TO SHOW CONDITIONS EXTENTS	10.04.2024	LJB	LB	NB
P03	MINOR AMENDMENTS DUE TO 3D DESIGN	01.02.2024	RN	DM	NB
P02	ADJUSTMENT TO SPEED LIMIT SIGNS & INTERVISIBILITY ZONE ADDED	04.12.2023	JG	GW	NB
P01	PRELIMINARY FIRST ISSUE	04.11.2022	LJB	LB	NB
Rev	Description	Date	Emt	Chk	App

Issuing Office
Tetra Tech Manchester
 Quay West at Media City UK,
 Trafford Wharf Road, Trafford Park,
 Manchester, M17 1HH
 Tel: +44 (0)161 872 3223
 www.tetrateteurope.com



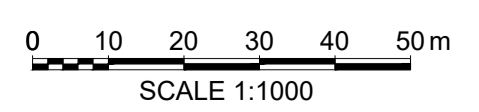
Client
HODGETTS ESTATES

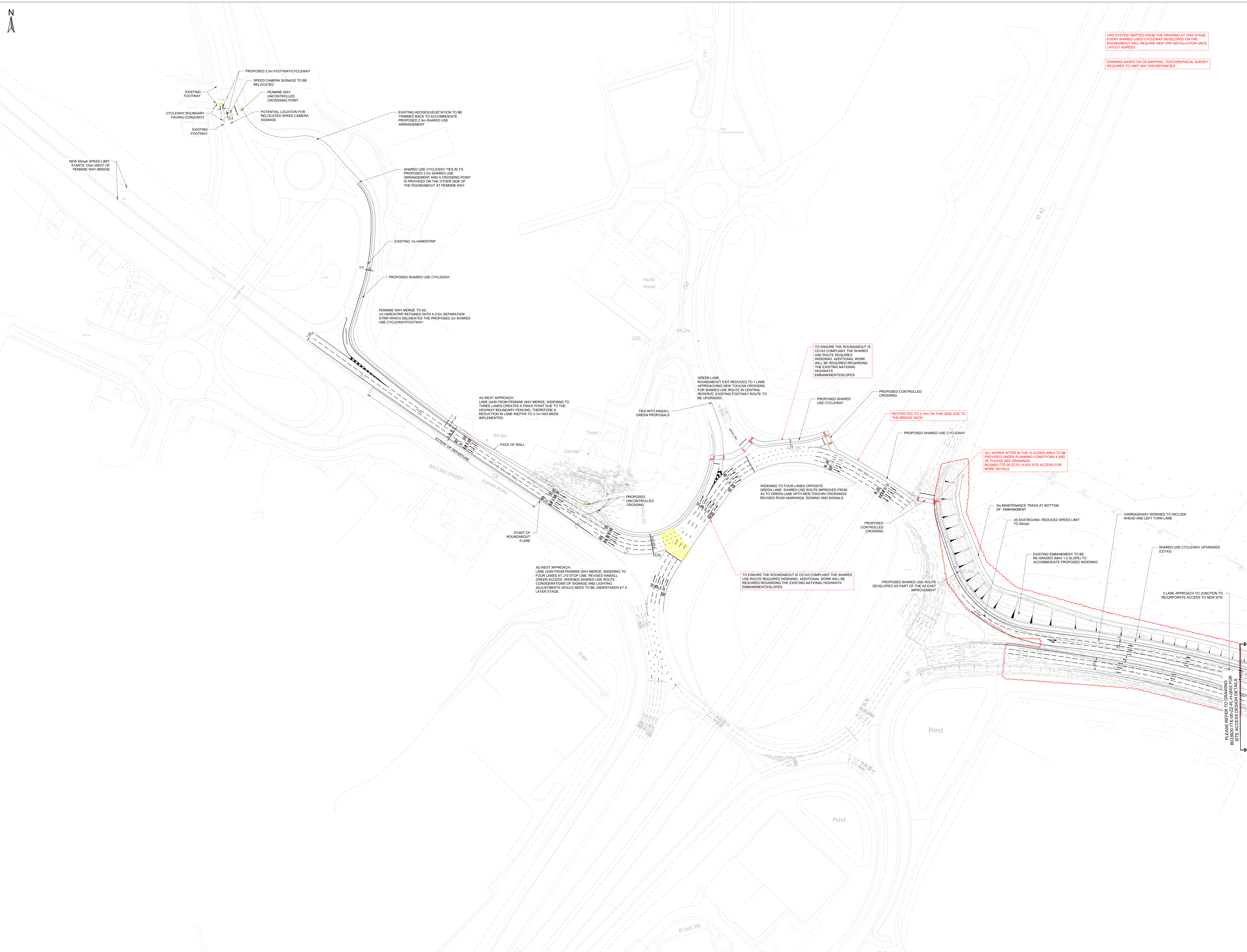
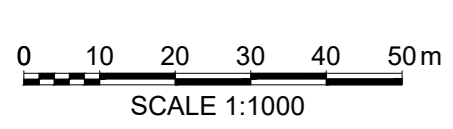


Project Name
**M42 JUNCTION 10
 A5 CYCLEWAY IMPROVEMENT**

Sheet Title
PROPOSED LAYOUT FOR A5 AND NEW SITE ACCESS

TTE Project Number	Drawn By	Date	Checked By	Date	Approved By	Date	Scale @ A1	Substability
784-B033920	RN	Feb'24	DM	Feb'24	NB	Feb'24	1:1000	S3
Client Project Number	Originator	Volume/System Level/Location	Type/Code	Role	Number	Revision		
B033920 - TTE - 00 - ZZ - PL - H - 0002	P09							





VRS SYSTEM OMITTED FROM THE DRAWING AT THIS STAGE. EVERY SHARED USE CYCLEWAY DEVELOPED ON THE ROUNDABOUT WILL REQUIRE NEW VRS INSTALLATION ONCE LAYOUT AGREED.
DRAWING BASED ON OS MAPPING, TOPOGRAPHICAL SURVEY REQUIRED TO OBTAIN ANY DISCREPANCIES

TO ENSURE THE ROUNDABOUT IS CD143 COMPLIANT THE SHARED USE ROUTE REQUIRES WIDENING. ADDITIONAL WORK WILL BE REQUIRED REGARDING THE EXISTING NATIONAL HIGHWAYS EMBANKMENTS/SLOPES.

RESTRICTED TO 2.74m ON THIS SIDE DUE TO THE BRIDGE DECK

ALL WORKS AFTER IN THE CLOUDED AREA TO BE PROVIDED UNDER PLANNING CONDITIONS 4 AND 28. PLEASE SEE DRAWINGS B033920-TTE-00-ZZ-PL-H-000 SITE ACCESS FOR MORE DETAILS

TO ENSURE THE ROUNDABOUT IS CD143 COMPLIANT THE SHARED USE ROUTE REQUIRES WIDENING. ADDITIONAL WORK WILL BE REQUIRED REGARDING THE EXISTING NATIONAL HIGHWAYS EMBANKMENTS/SLOPES.

PLEASE REFER TO DRAWING B033920-TTE-00-ZZ-PL-H-000 FOR SITE ACCESS DESIGN DETAILS

- NOTES**
- THIS DRAWING SHOULD BE READ IN RELATION TO THE SUBJECT OF THE TITLE ONLY. OTHER INFORMATION SHOWN ON THE DRAWING IS TO BE CONSIDERED INDICATIVE ONLY. REFERENCE SHOULD BE MADE TO APPROPRIATE DRAWING SERIES/SPECIFICATIONS FOR OTHER INFORMATION.
 - ALL DIMENSIONS ARE IN METRES UNLESS SPECIFIED OTHERWISE.

PRELIMINARY ISSUE

Rev	Description	Date	By	Check	Status
P05	NOTES RELATING TO PLANNING CONDITIONS	08.07.2024	LJB	GW	NB
P04	UPDATED				
P03	NOTES RELATING TO PLANNING CONDITIONS	27.06.2024	LJB	GW	NB
P02	UPDATED				
P01	NOTES RELATING TO PLANNING CONDITIONS	27.06.2024	LJB	GW	NB
P00	CUTLINE AND NOTE ADDED	06.06.2024	LJB	GW	NB
	PRELIMINARY FIRST ISSUE	22.04.2024	LJB	GW	NB

Working Office
Tetra Tech Manchester
 2nd Floor, 11 York Street,
 Manchester, United Kingdom
 M2 2AW
 Tel: +44 (0)161 872 3223
 www.tetratech.co.uk

TETRA TECH

Client
HODGETTS ESTATES

Project Name
M42 JUNCTION 10 ROUNDABOUT IMPROVEMENT

Sheet Title
PROPOSED APPEAL SITE IMPROVEMENTS

TTE Project Number	Drawn By	Date	Checked By	Date	Approved By	Date	Scale @ A0	Subsidiary
784-B033920	LJB	Apr '24	GW	Apr '24	NB	Apr '24	As Shown	53

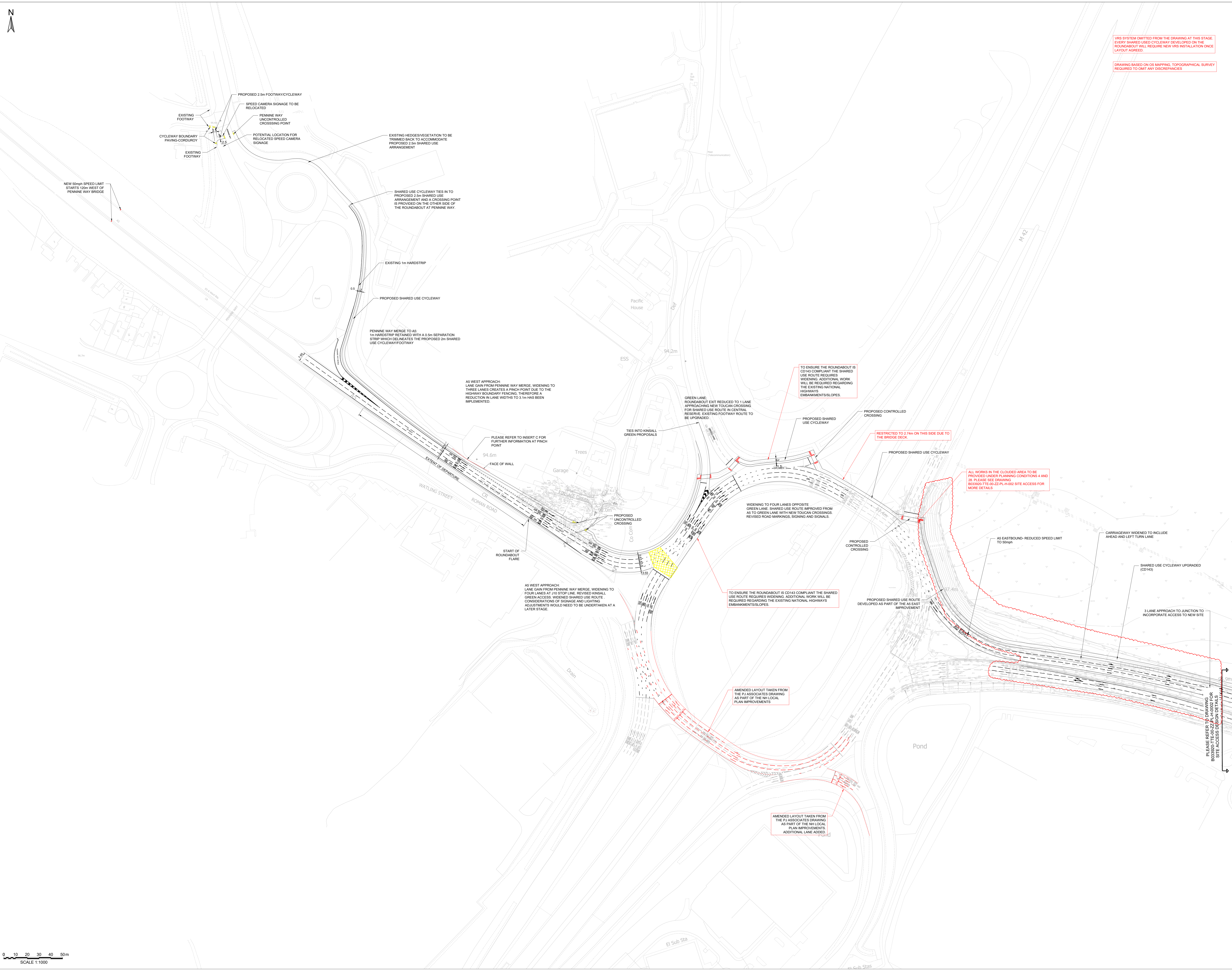
B033920 - TTE - 00 - ZZ - SK - H - 1001 P05
 © Copyright Tetra Tech TTE_MF_01



VRS SYSTEM OMITTED FROM THE DRAWING AT THIS STAGE. EVERY SHARED USE CYCLEWAY DEVELOPED ON THE ROUNDABOUT WILL REQUIRE NEW VRS INSTALLATION ONCE LAYOUT AGREED.

DRAWING BASED ON OS MAPPING. TOPOGRAPHICAL SURVEY REQUIRED TO OMIT ANY DISCREPANCIES.

- NOTES**
- THIS DRAWING SHOULD BE READ IN RELATION TO THE SUBJECT OF THE TITLE ONLY. OTHER INFORMATION SHOWN ON THE DRAWING IS TO BE CONSIDERED INDICATIVE ONLY. REFERENCE SHOULD BE MADE TO APPROPRIATE DRAWING SERIES/SPECIFICATIONS FOR OTHER INFORMATION.
 - ALL DIMENSIONS ARE IN METRES UNLESS SPECIFIED OTHERWISE.



PRELIMINARY ISSUE

Revision	Description	Date	Author	Checked
P106	NOTES RELATED TO PLANNING CONDITIONS UPDATED	08.07.2024	LJB	GW
P105	NOTES RELATED TO PLANNING CONDITIONS UPDATED	27.06.2024	LJB	GW
P104	NOTES RELATED TO PLANNING CONDITIONS UPDATED	27.06.2024	LJB	GW
P103	ROAD MARKINGS UPDATED	25.06.2024	LJB	GW
P102	ROAD MARKINGS UPDATED	19.06.2024	LJB	GW
P01	PRELIMINARY FIRST ISSUE	22.04.2024	LJB	GW

Drawing Office:
Tetra Tech Manchester
 2nd Floor, 11 York Street,
 Manchester, United Kingdom
 M2 2AW
 Tel: +44 (0)161 872 3223
 www.tetratech.co.uk



Client:
HODGETTS ESTATES

Project Name:
M42 JUNCTION 10 ROUNDABOUT IMPROVEMENT SCHEME

Sheet Title:
PROPOSED APPEAL SITE IMPROVEMENTS WITH ADDITIONAL MITIGATION AND NWBC LOCAL PLAN IMPROVEMENTS

TTE Project Number	Drawn By	Date	Checked By	Date	Approved By	Date	Scale	Sheet No	Total Sheets
784-8033920	LJB	Apr 24	GW	Apr 24	NB	Apr 24	As Shown	50	

Client Project Number: 784-8033920
 Drawing: 784-8033920-02-PL-H003
 Title: M42 JUNCTION 10 ROUNDABOUT IMPROVEMENT SCHEME
 Drawing: B033920 - TTE - 00 - ZZ - SK - H - 1003 P06
 © Copyright Tetra Tech TTE_M42_01

