

To: The Chairman and Members of the Safer Communities Sub-Committee

(Councillors Reilly, Clews, Davis, L Dirveiks, Jarvis, Jenns, Payne, Phillips, E Stanley, M Stanley and Symonds)

For the information of the other Members of the Council

For general enquiries please contact Democratic Services on 01827 719221 or via e-mail: democraticservices@northwarks.gov.uk

For enquiries about specific reports please contact the officer named in the reports.

This document can be made available in large print and electronic accessible formats if requested.

SAFER COMMUNITIES SUB-COMMITTEE

12 March 2019

The Safer Communities Sub-Committee will meet in the Committee Room, The Council House, South Street, Atherstone, Warwickshire on Tuesday 12 March 2019 at 6.30pm.

AGENDA

- 1 Evacuation Procedure**
- 2 Apologies for Absence/ Members away on official Council business.**
- 3 Disclosable Pecuniary and Non-Pecuniary Interests.**

4 **Minutes of the meeting of the Sub-Committee held on 31 January 2019** (copy herewith).

5 **Public Participation**

Up to twenty minutes will be set aside for members of the public to put questions to elected Members. Questions should be submitted by 9.30am 2 working days prior to the meeting. Participants are restricted to five minutes each. If you wish to put a question to the meeting please contact Amanda Tonks on 01827 719221 or email democraticservices@northwarks.gov.uk.

ITEMS FOR DISCUSSION AND DECISION (WHITE PAPERS)

6 **Fly Tipping Progress Report and Revised Action Plan 2019/20 –**
Report of the Chief Executive

Summary

This report provides Members with an update on progress on the action plan for tackling fly tipping across the Borough. A review of the action plan has been carried out and a revised version of the plan is included with the report.

The Contact Officer for this report is Robert Beggs (719238).

7 **North Warwickshire Community Safety Partnership Update –**
Report of Chief Executive

Summary

This report provides Members with an update on recent activities with the North Warwickshire Community Safety Partnership. The report includes information about the draft Strategic Assessment 2019/20, latest 2018/19 crime statistics and updates about actions in the partnership plan 2018/19.

The Contact Officer for this report is Robert Beggs (719238).

8 The Corporate Plan 2019-20 – Report of the Chief Executive

Summary

The Corporate Plan is updated on an annual basis. The purpose of this report is to seek the Sub-Committee's approval for the Corporate Plan Targets for which it is responsible and to agree the 2019-20 Safer Communities Services Plans for the Policy Support and Leisure and Community Development Divisions.

The Contact Officer for this report is Jerry Hutchinson (719200).

9 Progress Report on Achievement of Corporate Plan Targets April - December 2018 – Report of the Chief Executive

Summary

This report informs Members of the progress with the achievement of the Corporate Plan targets relevant to the Safer Communities Sub-Committee for April to December 2018.

The Contact Officer for this report is Robert Beggs (719238).

JERRY HUTCHINSON
Chief Executive

NORTH WARWICKSHIRE BOROUGH COUNCIL

MINUTES OF THE SAFER COMMUNITIES SUB-COMMITTEE

31 January 2019

Present: Councillor Reilly in the Chair

Councillors Clews, L Dirveiks, Jarvis, Phillips, E Stanley, M Stanley and Symonds.

Apologies for absence were received from Councillor Jenns

Councillor D Humphreys, M Humphreys, Bell and Chambers were also in attendance.

14 **Disclosable Pecuniary and Non-Pecuniary Interests**

None were declared at the meeting.

15 **North Warwickshire Crime Overview**

The Policy Support Manager and Chair of the Board gave a presentation on a North Warwickshire Crime Overview prepared by the Warwickshire Insight Service. A discussion ensued on the emerging trends and priorities for North Warwickshire.

Resolved:

That further consideration of what actions the Council and the North Warwickshire Community Safety Partnership can prepare for 2019/20 to address the agreed priorities be carried out.

Councillor Reilly
CHAIRMAN

Agenda Item No 6

Safer Communities Sub-Committee

12 March 2019

Report of the Chief Executive

Fly Tipping Progress Report and Revised Action Plan 2019/20

1 Summary

- 1.1 This report provides Members with an update on progress on the action plan for tackling fly tipping across the Borough. A review of the action plan has been carried out and a revised version of the plan is included with the report.

Recommendation to the Sub-Committee

That Members note the progress report and agree the revised action plan included with the report.

2 Consultation

- 2.1 Consultation has taken place with the relevant Members and any comments received will be reported at the meeting.

3 Background

- 3.1 The Sub-Committee have received regular progress reports on the action plan for tackling fly tipping across the Borough. The last report was prepared for the meeting held in December 2018. This is a follow up progress report to inform Members of further work carried out on the agreed action plan to tackle fly tipping.

- 3.2 An action plan has been prepared which reflects the multi-agency approach that is being taken by the Council together with Warwickshire County Council, Warwickshire Police, Warwickshire Fire and Rescue Service and Parish and Town Councils. The action plan has been revised in line with the proposed changes highlighted at the December meeting of this Sub Committee. A copy of the revised action plan for the 2019/20 year is shown at Appendix B.

4 Progress Report

- 4.1 An update for each of the agreed actions is shown at Appendix A. Some of the key headlines include the following:

4.2 Investigations

- 4.2.1 3 warning letters have recently been issued and a further 8 cases are currently under investigation.
- 4.2.2 In January 2 Fixed Penalty Notices were issued and paid and 1 Caution was issued.
- 4.2.3 The Streetscape Division continue to deploy CCTV cameras in hot spot locations. The cameras deployed are a mixture of mobile data enabled (which automatically send images by email) and non data enabled. Since the last update two cameras have been damaged so it is no longer possible to secure the SD cards. These are now being utilised as dummy cameras. .
- 4.2.4 CCTV warning signage continues to be deployed to hot spot locations and following requests from the public.

4.3 Identifying Hot Spots

- 4.3.1 The location data for fly tipping incidents is continuing to be collected. An updated analysis report was reported to the Sub Committee at the December 19 meeting. During April to December we have received 910 reported incidents of fly tipping across the Borough.
- 4.3.2 Recent fly tipping hot spots include Oldbury Road, Packington Lane, and Blind Pit Lane. Mixed types of waste are being fly tipped including green waste, asbestos sheets and general household waste. The number of fly tips at Nuneaton Road (near Hoar Park) has continued to increase in February.
- 4.3.3 The table below shows current hot spots since July 18 and some of the locations have been subject to deployments of the CCTV cameras.

Location	
Oldbury Road, Hartshill	5
Packington Lane - Near Stonebridge Near M6	5 3
Blindpit Lane	4
Breach Oak Lane	3
Arnolds Lane, Maxstoke	3
Nuneaton Road (near Hoar Park)	3 *
Windmill Lane, Astley	2
Burrow Hill Lane, Corley	2
Maxstoke Lane	2
Marsh Lane, Curdworth	2
Folly Lane	2

4.4 Multi Agency Approach

4.4.3 The action plan that has been prepared reflects the joint approach attempting to address the fly tipping problems which are currently being experienced across the Borough.

4.5 Fillongley Public Spaces Protection Order 2017

4.5.1 The order has been implemented and the gates have been in place for some time now. Members will recall that some damage to the gates was experienced. No further incidents of damage have occurred. Only one report of fly tipping near to the two lanes has been received.

4.5.2 Members will recall that a variation was agreed by the Sub Committee at the July meeting. This provides a further exception in Article 5 of the PSPO to the effect that the restriction does not apply to “motorcycles, pedal cycles, mobility scooters (or other invalid carriages) or horse-drawn carriages”. No specific problems have been highlighted following the variation. An amended order and revised signage on site has been put in place.

5 Additional Resource Allocation

5.1 The additional allocation of funding made in the 2017/18 year to address fly tipping has been used to provide the barriers, gates, CCTV and associated equipment and additional staff hours in Streetscape. There have been changes in the staffing structure in Streetscape which has resulted in the additional staffing costs of the Streetscape Projects Officer being provided for through core budget provision. This has reduced the expected expenditure against the additional allocation in the current year.

5.2 The additional allocation is being used to support publicity and to raise awareness of fly tipping. For example “Fly Tippers We are watching you!” banners have been installed to a new Refuse and Recycling vehicle. Two additional vehicles will have the banners installed on them. Other media and communications are being prepared including North Talk articles on the fly tipping of fridge freezers. This has resulted in a specific communications plan being prepared for this work. A copy of the communications plan is attached at Appendix C.

5.3 Additional expenditure on security cameras and equipment, publicity campaigns, investigations and multi-agency operations is being carried out currently. Recent examples include preparation of an info graphic for use via social media channels and leaflets for wider circulation. The development of an app for Waste Management is being considered and this will work in line with software planned for our Refuse and Recycling fleet of vehicles will be carried out in the current financial year. So far in the 2018/19 year expenditure has totalled £2648.52 on equipment, publicity and CCTV cameras.

6 DEFRA Consultation on Waste Duty of Care

- 6.1 It was reported last time that the Government was seeking views on a revised waste duty of care code of practice and guidance for local authorities on using fixed penalty notice powers for existing householder duty of care offences. The responses to the original consultation are in and are currently being collated and assessed by DEFRA. Members will be aware that a report is being prepared for the March meeting of the Community and Environment Board regarding the use of fixed penalty notices under the waste duty of care.

7 Summary

- 7.1 The action plan to tackle fly tipping has been prepared to reflect joint working with other partners to provide a co-ordinated approach to an increasing problem across the Borough. Members are requested to note the progress made and consider the proposed changes to the current action plan.

8 Report Implications

8.1 Financial Implications

- 8.1.1 There is a one off allocation of £37,710 towards addressing fly tipping in the 2018/19 year. The cost of collecting and investigating fly tips is currently included within the budgets for amenity cleaning and environmental health.

8.2 Safer Communities Implications

- 8.2.1 These are set out in the report.

8.3 Legal Data Protection and Human Rights Implications

- 8.3.1 Fly tipping is an offence under the Environmental Protection Act 1990. There is also a Householder Duty of Care specified in this Act. Public Spaces Protection Orders are specified under the Anti-Social Behaviour Crime and Policing Act 2014.

- 8.3.2 The use of the security cameras is subject to a protocol to ensure compliance with the relevant legal requirements for CCTV surveillance. The protocol will be reviewed as part of the current preparations for compliance with the General Data Protection Regulation and updated guidance prepared by the Surveillance Camera Commissioner. .

8.4 Environment and Sustainability Implications

- 8.4.1 Tackling fly tipping will make positive contributions towards improving the environment and sustainability. The fly tips create adverse impacts on the local environment and use significant resources in removing them and carrying out investigations.

8.5 Health Implications

- 8.5.1 By reducing fly tipping the quality of life in local communities will be improved. This will reduce the adverse impacts on the local environment and local communities.

8.6 Risk Management Implications

- 8.6.1 There are risks associated with the removal of fly tipping which often include hazardous materials. For example waste including asbestos requires the use of specialist contractors to remove and dispose of the material safely. The operational risks associated with fly tipping are covered by Streetscape and Environmental Health risk assessments and safe systems of working. The risks associated with the draft action plan have been assessed. There has been a challenge raised about restricting access to the lanes if the consultation on implementing a public spaces protection order is approved.

8.7 Equality Implications

- 8.7.1 There are no known adverse impacts on any of the groups defined in the Equality Act 2010 under the protected characteristics. The adverse impacts of fly tipping on the local environment is often in rural locations although not exclusively.

8.8 Links to Council's Priorities

- 8.8.1 The proposed action plan will contribute towards the priorities of creating safer communities and protecting our countryside and heritage.

The Contact Officer for this report is Robert Beggs (719238).

North Warwickshire Addressing Fly Tipping action plan 2018/19 March 19 Update

Action	Organisation / Lead	Timescales	Resources	March 19 Update
<p>1. Raise awareness of the fly tipping problem profile for North Warwickshire</p> <p>Retain this action</p>	<p>NWBC – Streetscape & Information Services</p>	<p>April 18 – March 19</p>	<p>Use of existing communication resources including north talk, website, social media and parish and town councils</p>	<ul style="list-style-type: none"> • Ongoing social media posts • Refuse vehicle banner still in place. This vehicle is used for trade waste collections and in rural areas • Provided information for an article in the Herald about an increase in fly tipping due to a road closure. Attendance by Environmental Health and Community Development at rural crime information events. • Article in the Summer 2018 North Talk about fridge freezer fly tipping and how to dispose of these items correctly.

Action	Organisation / Lead	Timescales	Resources	March 19 Update
<p>2. Establish partnership with parish and town councils to help reduce fly tipping in North Warwickshire</p> <p>Retain this action</p>	<p>NWBC – Policy Support</p>	<p>April 18– March 19</p>	<p>Initial meeting with the North Warwickshire Association of Local Councils</p>	<p>Analysis of fly tipping hot spots prepared for the 2017/18 year. The analysis is to be shared with the local councils. Liaison via the Warwickshire Rural Watch Scheme on incidents of fly tipping is strengthening partnership working. Implementation of the PSPO arranged in Fillongley.</p>
<p>3. Identify hot spot locations using data from GPS co-ordinates</p> <p>Retain this action</p>	<p>NWBC – Streetscape & Information Services</p>	<p>April 18 – March 19</p>	<p>use of mobile phone GPS data by Streetscape collection teams</p>	<p>The use of two smart phones that captures longitude and latitude data that pinpoints the exact fly-tipping location for the purpose of mapping data/information. This precise location data assists multi-agency officers to ascertain patterns of fly-tipping that maybe linked to criminal activity and hot-spot locations. The recording</p>

Action	Organisation / Lead	Timescales	Resources	March 19 Update
<p>4. Deploy CCTV cameras and signage at hot spot locations to detect perpetrators</p> <p>Retain this action</p>	<p>NWBC –Streetscape</p>	<p>April 18 – March 19</p>	<p>Cost implications to be confirmed for additional cctv cameras. Use of o/s coordinates to plot locations</p>	<p>of data is ongoing. Updated analysis of the data has been prepared by the Warwickshire Insight Service.</p> <p>Cameras continue to be deployed to hot spot locations and footage is reviewed regularly. Since July one camera has been stolen and one camera has been damaged (repaired).</p> <p>Footage from CCTV relating to suspicious behaviour and littering has been provided to Environmental Health and the police.</p> <p>The design of CCTV signage has been updated to match the vehicle banner. Additional signage is being placed at locations across the Borough.</p>

Action	Organisation / Lead	Timescales	Resources	March 19 Update
<p>5. Raise awareness of perpetrators of fly tipping and waste licence carriers responsibilities</p> <p>Retain this action</p>	<p>NWBC – Environmental Health</p>	<p>April 18 – March 19</p>	<p>Promotional campaigns and reports to boards</p>	<p>In 2017/18 there were investigations into fly tipping. From these formal cautions issued resulting in successful prosecutions</p> <p>38 enforcement actions which resulted in two fixed penalty notices and 1 prosecution (unsuccessful).</p>
<p>6. Raise awareness of the impacts of fly tipping with the Magistrates Courts</p> <p>Retain this action</p>	<p>NWBC & WCC</p>	<p>April 18 – March 19</p>	<p>Sharing of information and data. Confirmation of legal options regarding prosecutions</p>	<p>Multi authority case is has been submitted to a court. for large scale commercial fly tipping by one company. This resulted in a prosecution and a guilty plea for 5 cases of large scale fly tipping across boundaries. The offender received a suspended prison sentence.</p>

Action	Organisation / Lead	Timescales	Resources	March 19 Update
<p>7. Identify any examples of best practice for reducing fly tipping</p> <p>Retain this action</p>	<p>NWBC & WCC</p>	<p>April 18 – March 19</p>	<p>Apse group Rural Watch National network</p>	<p>Fly-tipping is a standing item on the sub-regional operations managers agenda where best practice and current issues are discussed quarterly.</p>
<p>8. Review the use of the Fillongley Public Spaces Protection Order to restrict public right of way over highway in Didgley Lane and Bun Lane.</p> <p>Retain this action</p>	<p>NWBC</p>	<p>April 18 – March 19</p>	<p>Pilot proposal for Fillongley Cost of legal process and provision of a barrier</p>	<p>Formal order has been subject to a variation agreed in July 18. No fly tipping incidents have been received within this location.</p>
<p>9. Work with the Police Safer Neighbourhood Team to encourage reporting of intelligence from local communities</p> <p>Retain this action</p>	<p>Warwickshire Police NWBC & WCC</p>	<p>April 18 – March 19</p>	<p>Parish Councils Community Safety events Rural Watch</p>	<p>The social media messages about incidents of fly tipping are being promoted via the Warwickshire Rural Watch scheme. Fly tipping is now an established issue highlighted at the rural crime events held across the borough.</p>

Action	Organisation / Lead	Timescales	Resources	March 19 Update
<p>10. Work with the Police Safer Neighbourhood Team to complete outstanding warrants</p> <p>Retain this action</p>	<p>Warwickshire Police NWBC – Environmental Health</p>	<p>April 18 – March 19</p>	<p>Police resources</p>	<p>These are being enforced again.</p>
<p>11. Arrange multi agency meetings to coordinate actions</p> <p>Retain this action</p>	<p>NWBC</p>	<p>April 18 – March 19</p>	<p>Quarterly meetings</p>	<p>Schedule of meetings to be arranged for the 2018/19 year. The last meeting of the group was held in September 18. ,</p>
<p>12. Consider use of new powers for fixed penalty notices</p> <p>Remove this action</p>	<p>NWBC</p>	<p>April 18 – Sep 19</p>	<p>Cost and resources implications to be confirmed</p>	<p>Use of the powers has been considered with Legal Services. The option of issuing FPN's is limited due to the need to observe offenders fly tipping. Seeking prosecution is preferred option where there is evidence available. Second Fixed Penalty Notice to be served following interview under caution. Other interviews scheduled for current investigations.</p>

Action	Organisation / Lead	Timescales	Resources	March 19 Update
<p>13. Consider recommendations from Internal Audit Review on fly tipping</p> <p>Remove this action</p>	NWBC	July 16 – Sep16	To be determined	Environmental Health enforcement actions completed.
<p>14. Support local communities in carry out community clean ups and litter picking</p> <p>Retain this action.</p>	NWBC	April 18 – March 19	Provision of litter picking equipment and sacks	Litter picking equipment is available and provided to support community groups etc. on request. Bagged rubbish is collected at the end of the event.
<p>15. Raise the need for longer opening times for the waste disposal sites</p> <p>Retain this action.</p>	NWBC & WCC	April 18 – March 19	AD Streetscape	Waiting on the latest round of consultation from WCC on provision at HWRC.
<p>16. Identify the current top 5 hot spot locations of fly tipping.</p> <p>Retain this action</p>	NWBC	April 18 – March 19	Analysis prepared by Warwickshire Insight Service Data from co-ordinates recorded	Updated analysis prepared using 2017/18 data. On going monitoring of hot spot locations is being carried out.

North Warwickshire Addressing Fly Tipping action plan 2019/20

Action	Organisation / Lead	Timescales	Resources	Update
<p>1. Raise awareness of the fly tipping problem profile for North Warwickshire</p> <p>Retain this action</p>	NWBC – Streetscape & Information Services	April 19 – March 20	Use of existing communication resources including north talk, website, social media and parish and town councils	.
<p>2. Establish partnership with parish and town councils to help reduce fly tipping in North Warwickshire</p> <p>Retain this action</p>	NWBC – Policy Support	April 19– March 20	Initial meeting with the North Warwickshire Association of Local Councils	
<p>3. Identify hot spot locations using data from GPS co-ordinates</p> <p>Retain this action</p>	NWBC – Streetscape & Information Services	April 19 – March 20	use of mobile phone GPS data by Streetscape collection teams	
<p>4. Deploy CCTV cameras and signage at hot spot locations to detect perpetrators</p> <p>Retain this action</p>	NWBC –Streetscape	April 19 – March 20	Cost implications to be confirmed for additional CCTV cameras. Use of o/s coordinates to plot locations	

Action	Organisation / Lead	Timescales	Resources	Update
<p>5. Raise awareness of investigations into perpetrators of fly tipping and waste licence carriers responsibilities</p> <p>Retain this action</p>	NWBC – Environmental Health	April 19 – March 20	Promotional campaigns and reports to boards	
<p>6. Raise awareness of the impacts of fly tipping with the Magistrates Courts</p> <p>Retain this action</p>	NWBC & WCC	April 19 – March 20	Sharing of information and data. Confirmation of legal options regarding prosecutions	
<p>7. Identify any examples of best practice for reducing fly tipping</p> <p>Retain this action</p>	NWBC & WCC	April 19 – March 20	Apse group Rural Watch National network	
<p>8. Review the use of the Fillongley Public Spaces Protection Order to restrict public right of way over highway in Didgley Lane and Bun Lane.</p> <p>Retain this action</p>	NWBC	April 19 – March 20	Pilot proposal for Fillongley Cost of legal process and provision of a barrier	

Action	Organisation / Lead	Timescales	Resources	Update
<p>9. Work with the Police Safer Neighbourhood Team to encourage reporting of intelligence from local communities</p> <p>Retain this action</p>	<p>Warwickshire Police NWBC & WCC</p>	<p>April 19 – March 20</p>	<p>Parish Councils Community Safety events Rural Watch</p>	
<p>10. Work with the Police Safer Neighbourhood Team to complete outstanding warrants</p> <p>Retain this action</p>	<p>Warwickshire Police NWBC – Environmental Health</p>	<p>April 19 – March 20</p>	<p>Police resources</p>	
<p>11. Arrange multi agency meetings to co-ordinate actions</p> <p>Retain this action</p>	<p>NWBC</p>	<p>April 19 – March 20</p>	<p>Quarterly meetings</p>	
<p>12. Support local communities in carry out community clean ups and litter picking</p> <p>Retain this action.</p>	<p>NWBC</p>	<p>April 19 – March 20</p>	<p>Provision of litter picking equipment and sacks</p>	
<p>13. Raise the need for longer opening times for the waste disposal sites</p> <p>Retain this action.</p>	<p>NWBC & WCC</p>	<p>April 19 – March 20</p>	<p>AD Streetscape</p>	

Action	Organisation / Lead	Timescales	Resources	Update
14. Identify the current top 5 hot spot locations of fly tipping. Retain this action	NWBC	April 19 – March 20	Analysis prepared by Warwickshire Insight Service Data from co-ordinates recorded	

Fly tipping Communications Plan

Spring 2019

The council have identified an ongoing issue with Fly tipping in the borough.

Key messages

- Protect the Public purse

Milestone dates

Concept and Methods on Communication	
<ul style="list-style-type: none"> • Impactful messages - fly tipping is illegal, you can get fine and prosecuted – shock factor • TIP US OFF – tap into the good citizen mentality on social media and encourage people to report any fly tips. • Encourage people to report any activity they may spot on forums and groups online. • Underlying theme of 'love where you live' and have pride in our borough • Promote new Bulky Waste Collections 	<p>Create an infographic – clear and visual to use on web, social media</p> <p>Social media campaign – promoting how to report</p> <p>Refuse vehicle banners – 'We are watching you'</p>

Flytipping Communications Plan

Week	Actions	Notes	Audience	Responsible
Dates 7 March 2019	<ul style="list-style-type: none"> • North Talk – page • Leaflets to residents in rural/high profile tipping site areas • Leaflets to councillors and partners • Website news item • Plasma Screens • Social Media messages • Inform all staff/cllrs – weekly email 	<p>Raise awareness and drive the campaign forward</p> <p>Share infographic on social media and web</p> <p>Create video for social media</p>	<p>Public</p> <p>Public</p> <p>Councillors and partners</p> <p>Staff</p>	<p>OC</p> <p>OC</p> <p>OC</p> <p>RH</p> <p>RH</p> <p>RH</p> <p>RH</p>
Week 2	<ul style="list-style-type: none"> • Social Media messages • Plasma screens • Website news item – website banner to draw 	<p>Reinforce the key messages</p> <p>Share any news stories</p> <p>Thank people who have tipped us off</p>	Public	RH

Flytipping Communications Plan

	more attention			
Week 3	<ul style="list-style-type: none"> • Social media messages • Plasma Screens 	<p>Reinforce the key messages</p> <p>Share any news stories</p> <p>Thank people who have tipped us off</p>	Public	RH
Week 4	<ul style="list-style-type: none"> • Social Media messages • Inform all staff/Cllrs – weekly email • Messages on CSC voicemail? <p>Evaluate</p>	<p>Reinforce the key messages</p> <p>Share any news stories</p> <p>Thank people who have tipped us off</p>	Public Staff Councillors	RH
		Gather stats to assess how the campaign is running, evaluate and make changes where necessary		OC/RH

Agenda Item No 7

Safer Communities Sub-Committee

12 March 2019

Report of the Chief Executive

North Warwickshire Community Safety Partnership Update

1 Summary

- 1.1 This report provides Members with an update on recent activities with the North Warwickshire Community Safety Partnership. The report includes information about the draft Strategic Assessment 2019/20, latest 2018/19 crime statistics and updates about actions in the partnership plan 2018/19.

Recommendation to the Sub-Committee

- a That Members consider the update and identify any areas for further scrutiny and consideration;
- b That Members note the progress with the implementation of the CCTV scheme for Polesworth;
- c That Members note the findings of the draft Strategic Assessment 2019/20 and make any recommendations regarding the proposed priorities;
- d That Members are requested to identify any matters that they would like the partnership to consider as part of the current review of the structures and working practices; and
- e Members are requested to support the preparation of consultation for a Public Spaces Protection Order covering Atherstone Town Centre.

2 Consultation

- 2.1 Consultation has taken place with the relevant Members and any comments received will be reported at the meeting.

3 Background

- 3.1 The Sub-Committee has previously received reports from the North Warwickshire Community Safety Partnership regarding progress with the actions included in the partnership plan.

... 3.2 Attached at Appendix A is a copy of the April to December crime statistics for the 2018/19 year.

4 Overview

4.1 The crime statistics for April 18 to December 18 show the following position compared to the same period in 2017/18:

- Violence Against the Person & Sexual Offences has increased by 137 offences.
- Violence without injury has seen an increase of 126 offences. The increases were predicted to continue into 2018/19 based on the wide range of offences included, continuing improvements to recording practices and the inclusion of growth categories such as harassment via social media.
- There has been an increase of 30 offences in violence with injury
- The levels of violence with injury relating to domestic abuse have also increased by 17 offences.
- The number of reported anti social behaviour incidents overall are still showing a decrease with 141 less. The level of nuisance related incidents are close to the levels seen in 2017/18 with 37 less incidents.
- The numbers of fatal or serious injuries from road traffic accidents is showing a decrease of 20 during April to November 2018.
- The levels of serious acquisitive crime have increased by 62 crimes. This includes burglary residential, robbery and vehicle crimes. Burglary residential has increased by 32 crimes. The theft from vehicles is 16 crimes higher and theft of vehicles is 1 crime lower.
- The increase in robbery shows a significant rise of 24 crimes. This should be considered in the context of low numbers generally with 51 to date overall.

... 4.2 Attached at Appendix B the quarter three Community Safety Performance Monitoring Report for the 2018/19 year shows the following :-

- It was predicted that violence without injury would continue to see increases into 2018/19 (based on the wide range of offences included, continuing improvements to recording practices and the inclusion of growth categories such as harassment via social media).
- North Warwickshire has seen an increase in violence against the person and sexual offences which is in line with the county which has increased by 65 offences.
- Burglary residential dwelling has increased by 32 crimes.

- ASB has seen an encouraging reduction.
- Total recorded crime is up by 59 crimes.

Potential good news stories:

- Fillongley saw a reduction of 23 offences compared to the same period last year and a reduction of vehicle crime offences (-16) this area usually shows increases due to Corley Services being in the beat area.
- Atherstone North and Hartshill have seen reductions in all categories.
- Atherstone Central has seen reductions in total recorded crime and ASB and no vehicle crime offences.
- Coleshill North has seen reductions in both total recorded crime and vehicle crime with same levels of ASB reported.
- The biggest increases in crime were as follows:-

Total crime:

Atherstone Central (Town) +34, Curdworth +26

Vehicle crime:

Curdworth +19, Water Orton +9, Hurley and Wood End +7

Antisocial Behaviour:

Coleshill South (Town) +11, Polesworth East +11, Fillongley +10

4.3 Members have been previously informed about all the wider changes in the recording of crimes and the main contributing factors to why there are increases in recorded crimes in Warwickshire and this trend is continuing into the 2018/19 year. The factors include the following:

- Changing recording practices to improve data integrity are having a continued impact.
- New crime categories have been introduced.
- The nature of crime is changing including more historical reporting of sexual abuse.
- Greater collaboration and partnership working is providing more opportunities for individuals to report crime.

5 North Warwickshire Strategic Assessment 2019/20.

- 5.1 An annual strategic assessment is prepared for the Community Safety Partnership which provides a review of their current priorities based upon analysis of crime and disorder over a 12 month period from October 2017 to September 2018. The strategic assessment also identifies emerging areas for consideration and makes recommendations for the 2019/20 priorities.
- 5.2 At the time of preparing this report an initial draft of the strategic assessment has been prepared by the Warwickshire Insight Service. The draft strategic assessment is due to be considered by the North Warwickshire Community Safety Partnership Responsible Authorities Group on the 11 March 2019.
- 5.3 The strategic assessment proposes the following priorities for 2019/20:
- Violent Crime with a focus on domestic violence and abuse (DVA), sexual offences and alcohol and drugs related.
 - Road Safety with a focus on road traffic accidents resulting in killed or seriously injured (KSI).
 - Crime in Rural Areas.
 - Vehicle Crime with a focus on theft of and theft from vehicles.
- 5.4 Vulnerability and reducing re-offending are identified as cross cutting themes representing a risk to the partnership and required to be monitored.
- 5.5 Areas of concern also highlighted include hate crime, residential burglary dwelling and robbery offences.
- 5.6 The proposed priorities are a change from the 2018/19 year with anti social behaviour not being included and the addition of vehicle crime and robbery offences.
- ... 5.7 Copies of the draft Strategic Assessment have been circulated to members separately to the report for their consideration. Attached at Appendix D is a copy of the Crime Overview presentation slides which members considered at the meeting of this Sub Committee held on the 31 January 19. Included within the slides is a table providing an overview of key crimes and incidents which is taken from the assessment.
- 5.8 Members are asked to note the findings of the draft Strategic Assessment and make any recommendations about the proposed priorities for 2019/20 year.

6 Partnership Plan 2018/19

- ... 6.1 Attached at Appendix C is a copy of the quarter 3 updates for the 2018/19 year prepared by the Partnership. The priorities for the plan include violent crime, anti-social behaviour, crime in rural areas, road safety and reducing reoffending.
- 6.2 Some key headlines to highlight from the quarter 3 updates include the following:
- Violence without injury accounts for 57% of the violence against a person and sexual offences.
 - Warwickshire Domestic Abuse Counselling Services continue to provide valuable counselling and therapeutic based support services for victims of domestic abuse in North Warwickshire. The quarter 3 report shows increasing demands for the services with 57 referrals received overall during the first three quarters.
 - The level of domestic abuse related violence with injury offences is 33%.
 - Close working with the Police to help address drug related offences in Atherstone is being carried out. Operation Alarity has impacted on county lines related drug offences in the area.
 - The overall levels of anti social behaviour incidents are continuing to reduce. Multi agency interventions on specific locations or groups and individuals are contributing towards the reduction.
 - Partnership work is taking place to address anti social behaviour incidents within the Atherstone and Mancetter areas. A number of incidents are being reported associated with a large group of young people. Responses are being made including Police visits to parents with children being returned home, Policing patrols, preparation of warnings about the issuing of Community Protection Notices, engagement with local residents and the young people becoming involved in the anti social behaviour, identifying any options for diversionary activities and planning Policing Operations. The Council is supporting this work with involvement of officers in Housing, Community Development and Policy Support.
 - The multi agency case management meetings are helping to ensure vulnerable victims are identified and responded to appropriately.
 - The North Warwickshire Neighbourhood Watch Association is proactively attending events across the borough to provide security measures and encourage participation in local watch schemes.
 - The Warwickshire Rural Watch Scheme and in particular the Rural Crime Officer continues to successfully engage with rural communities to provide security advice and measures. Work in Caldecote, Newton Regis, Shuttington and Alvecote and other areas is taking place.

- The deployment of a Nomad HD IR camera and License Plate Capture Device at a location in Fillongley is now in place.

7 Polesworth Parish Council CCTV Scheme

7.1 The Polesworth Parish Council CCTV scheme is now operational. The new scheme is covering the town centre areas of Polesworth. The scheme has been set up by the parish council in partnership with Warwickshire Police, Warwickshire County Council and the Borough Council. The scheme includes 21 new cameras and a License Plate Capture camera.

7.2 The final amendments to the scheme's protocol and operational procedures are being prepared which officers from the Borough Council have provided assistance with. Some of the locations for the new CCTV cameras include Borough Council owned land including the car park in Grendon Road and within Abbey Green Park. The Borough Council is contributing towards the scheme by funding two new CCTV cameras. One has been deployed at the Grendon Road car park. The second camera is currently being considered for deployment within Grendon Road. The annual maintenance for the scheme will be funded by the Parish Council including the cameras requested to be provided by the Borough Council. Work has been carried out to install the camera at the car park.

7.3 The above contributions have incurred expenditure of £995.00 excluding VAT. Members are requested to note the work carried out to date for the implementation of the new scheme.

7.4 A drop in event to raise more awareness of the new CCTV scheme was held on the 10 December at the Tithe Barn in Polesworth. Representatives from the partnership were in attendance to help answer any questions or concerns raised by the local community.

8 Partnership Working Arrangements

8.1 The Chair of the North Warwickshire Community Safety Partnership Councillor Reilly has recently proposed some changes to the structure and working arrangements for the partnership. The proposals have been subject to discussions at the meetings of the Responsible Authorities Group and the North Warwickshire Special Interest Group. The proposed changes include the following:

- Combine the role of the NWRAG and the NW Special Interest Group together.
- The revised combined group to meet every 8 weeks.
- 6 meetings per annum.
- The revised group would focus on a geographic basis of the East and West of the borough based upon the Joint Strategic Needs Assessment boundaries (Public Health).

- The group would meet in each side of the borough on an alternating basis.
- The new group would incorporate the opportunity for an open public session of 30 minutes.
- Local communities and parishes would be able to highlight their current community safety related issues to the group and be a part of the responses to specific problems.
- Following the open session the partnership would consider problem solving responses to the issues raised based upon an agreed prioritisation and use of the SARA problem solving methodology using victim, offender and location principles.
- Partners would consider any budget provision/commissioning to fund any responses if available.
- The strategic roles and responsibilities for the Responsible Authorities to be considered and discharged as necessary.
- One annual meeting of the NWRAG to review performance overall, the findings of the Strategic Assessment, agree overall priorities for the forthcoming year and decide on funding allocations for the community safety grant allocations from the PCC.

8.2 From the discussions held within the partnership some operational concerns have been raised about the proposed changes which require further consideration. These will be given due consideration at the next partnership meetings in March 2019.

8.3 The Chief Inspector for Safer Neighbourhoods Daf Goddard has confirmed his support for the proposals on a trial basis with some specific operational concerns highlighted.

8.4 Members of this Sub Committee are requested to identify any matters that they would like the partnership to consider as part of the review of the structures and working practices.

9 Warwickshire and West Mercia Police Strategic Alliance

9.1 Work is currently taking place to prepare arrangements following the announcement by the West Mercia Chief Constable and Police and Crime Commissioner to give notice that they want to withdraw from the Strategic Alliance with Warwickshire Police with effect from 8 October 2019.

9.2 A recent communication from Warwickshire Police has highlighted changes within the local Policing structure coming into effect from the 1 April 2019. The changes include county wide responsibility for the Chief Inspector Safer Neighbourhood Policing and a new Inspector role which covers North Warwickshire and Stratford district together. Additionally the new Inspector role will have responsibility for a new Rural Crime Team.

10 Consultation on a Public Spaces Protection Order for Atherstone Town Centre.

10.1 The local Police Safer Neighbourhood Team has requested that consideration be given to arranging a Public Spaces Protection Order to help prevent antisocial behaviour within Atherstone town centre. During the 2018/19 year incidents of anti social behaviour have been reported associated with a group of adult individuals who have regularly been drinking alcohol in and around the public space areas within the town centre. The incidents have escalated to include causing nuisance to customers of ATM cash machines, persistent begging from elderly and vulnerable residents, causing risk of road traffic accidents, unruly behaviour and unauthorised access to the power supply in the market square. There is also the current spate of incidents associated with a large group of youths causing anti social behaviour at locations within Atherstone and Mancetter.

10.2 The Police Safer Neighbourhood Team are collating the evidence of the anti social behaviour incidents to inform any consultation that would be required to be carried out in line the legal requirements included in the Anti Social Behaviour, Crime and Policing Act 2014. The order if ultimately agreed could cover a range of anti social behaviour.

10.3 Members are requested to support the preparation of consultation for a Public Spaces Protection Order covering Atherstone Town Centre in line with the necessary legal requirements. Any consultation work would be arranged after the May local elections.

10.4 The above order could be supplemented by other initiatives being considered across the County to improve community safety guardianship of local high streets and other community facilities. Further discussions about any initiatives will be carried out with Warwickshire County Council in due course.

11 Summary

11.1 Members are requested to note the report and updates provided by the North Warwickshire Community Safety Partnership and identify any areas for further consideration.

12 Report Implications

12.1 Finance and Value for Money Implications

12.1.1 The cost of the two new CCTV cameras for Abbey Green Park of £995.00 is being met from existing budgets.

12.2 Safer Communities Implications

12.2.1 These are set in the report and the appendices.

12.3 Legal, Data Protection and Human Rights Implications

12.3.1 Community Safety Partnerships were originally subject to statutory requirements set out in the Crime and Disorder Act 1998. The requirements have been subject to changes included in the Police Reform Act 2002 and the Policing and Crime Act 2009.

12.3.2 The requirements for the deployment of CCTV and ANPR cameras are subject to a number of legal provisions including the Protection of Freedoms Act, Data Protection Act, Human Rights Act and others. The requirements are subject to guidance prepared by the Information Commissioner Office and the Surveillance Camera Commissioner.

12.3.3 The Council is required to have a Committee that scrutinises the crime and disorder work of various organisations within the Borough. The Council has decided that this Committee will fulfil that requirement.

12.3.4 The legal requirements for authorising a Public Spaces Protection Order are set out in the Anti Social Behaviour, Crime and Policing Act 2014. These include specific requirements for consultation to be carried out with relevant authorities and stakeholders.

12.4 Environment and Sustainability Implications

12.4.1 By working to reduce crime and disorder the partnership is contributing towards improving the quality of life for local residents, businesses and visitors to North Warwickshire.

12.5 Health Implications

12.5.1 The work of the partnership has several synergies with contributing towards healthier communities. These include tackling violent crime, supporting victims of domestic abuse, tackling alcohol and drug misuse and reducing anti-social behaviour.

12.6 Risk Management Implications

12.6.1 The Community Safety Partnership Strategic Assessment includes risk analysis of risk and harm. The analysis uses an adapted Association of Chief Police Officers Model (ACPO 3 PLEM). This is a basis scoring matrix for levels of harm. The assessment also includes consideration of a Management of Risk in Law Enforcement (MORILE) matrix. The key risks for the partnership are identified within the strategic assessment prepared each year.

12.7 Equality Implications

12.7.1 The work of the partnership includes a number of activities which contribute towards equality objectives. These include support services for victims of domestic abuse, reducing repeat victimisation, monitoring of hate crimes and rehabilitation of offenders.

12.8 Links to Council's Priorities

12.8.1 The Council has a priority for creating safer communities.

The Contact Officer for this report is Robert Beggs (719238).

North Warwickshire Borough Performance 2018/19

Indicator	2017/18 Total	Apr	May	Jun	Jul	Aug	Sep	Oct	Nov	Dec	Jan	Feb	Mar	Total to date	Performance vs same period 17/18
Violence Against the person and sexual offences	1,417	107	114	156	169	116	113	149	124	159	0	0	0	1,207	12.8%
Violence with injury	485	30	39	64	58	39	38	52	44	43	0	0	0	407	8.0%
Violence with injury - domestic abuse flag	152	12	16	20	22	10	13	17	11	15	0	0	0	136	14.3%
Violence without injury	756	65	68	78	91	71	65	81	65	98	0	0	0	682	22.7%
Rape	63	3	1	3	4	3	0	4	2	7	0	0	0	27	-46.0%
Other sexual offences	111	9	6	11	16	3	10	12	13	11	0	0	0	91	7.1%
MARAC - Number of cases discussed (NORTH)	286	36	25	27	30	38	11	25	40	27	0	0	0	259	
Outcomes % Removed	8%	3%	52%	0%	3%	11%	0%	4%	10%	11%	0%	0%	0%	10%	
Outcomes % Avoided	5%	0%	0%	0%	0%	0%	0%	0%	0%	0%	0%	0%	0%	0%	
Outcomes % Reduced	22%	69%	48%	93%	80%	82%	73%	96%	53%	63%	0%	0%	0%	74%	
Outcomes % Accepted	65%	28%	0%	7%	17%	8%	27%	0%	28%	26%	0%	0%	0%	16%	

Priority Theme:
Violent Crime

Total Anti-Social Behaviour Incidents	1,699	140	155	130	168	156	120	138	103	127	0	0	0	1,237	-10.2%
Personal	297	20	32	21	38	23	32	20	15	14	0	0	0	215	-11.5%
Nuisance	1,162	103	109	104	107	118	77	97	78	94	0	0	0	887	-4.0%
Environmental	240	17	14	5	23	15	11	21	10	19	0	0	0	135	-35.7%
Deliberate small fire incidents (WFRS)	49	5	2	6	4	7	4	9	0	TBC	0	0	0	37	-7.5%
Criminal Damage & Arson	479	34	53	37	40	47	36	29	35	42	0	0	0	353	-6.9%

Priority Theme:
Anti-Social Behaviour

People killed or seriously injured in road traffic accidents	71	4	4	6	7	2	8	6	3	TBC	0	0	0	40	-33.5%
Fatal	8	0	0	0	3	0	0	1	0	TBC	0	0	0	4	-42.9%
Serious	63	4	4	6	4	2	8	5	3	TBC	0	0	0	36	-32.1%

Priority Theme:
Road Safety

Serious Acquisitive Crime	909	56	69	63	63	90	98	99	89	87	0	0	0	714	9.7%
Burglary Residential	425	36	22	34	25	23	42	38	51	52	0	0	0	323	11.0%
Burglary residential dwelling	271	19	11	12	15	20	32	26	28	39	0	0	0	202	12.2%
Robbery (Business and Personal)	37	6	0	4	5	2	7	10	9	8	0	0	0	51	88.9%
Theft of Vehicle	208	7	15	14	20	22	25	21	17	10	0	0	0	151	0.7%
Theft from Vehicle	393	24	43	33	23	46	34	42	35	30	0	0	0	310	5.4%
Burglary Business and Community	216	14	11	19	14	30	8	18	14	17	0	0	0	145	-12.1%

Additional Indicator: Serious Acquisitive Crime

North Warwickshire CSP

Quarter 3 Performance Report 2018/19

1. Performance

Local Indicators - Violent Crime	2017/18 Baseline	Last 12 Months	Change on Baseline
Violence Against the Person & Sexual Offences	1,417	1,482	4.6%
Violence with injury	485	519	7.0%
Violence with injury (domestic abuse flag)	152	156	2.6%
Violence without injury	756	817	8.1%

Local Indicators - Crime	2017/18 Baseline	Last 12 Months	Change on Baseline
Burglary Residential - Dwelling	271	269	-0.7%
Theft from Vehicle	393	420	6.9%
Burglary Business & Community	216	185	-14.4%
Theft of Vehicle	208	212	1.9%
Hate Offences & Crimed Incidents	51	52	2.0%
Business Crime	670	455	-32.1%

Local Indicators - Anti-Social Behaviour	2017/18 Baseline	Last 12 Months	Change on Baseline
Anti-Social Behaviour Incidents	1,699	1,559	-8.2%
Arson (Deliberate Small Fire Incidents)	49	50	2.0%
Criminal Damage & Arson	479	461	-3.8%

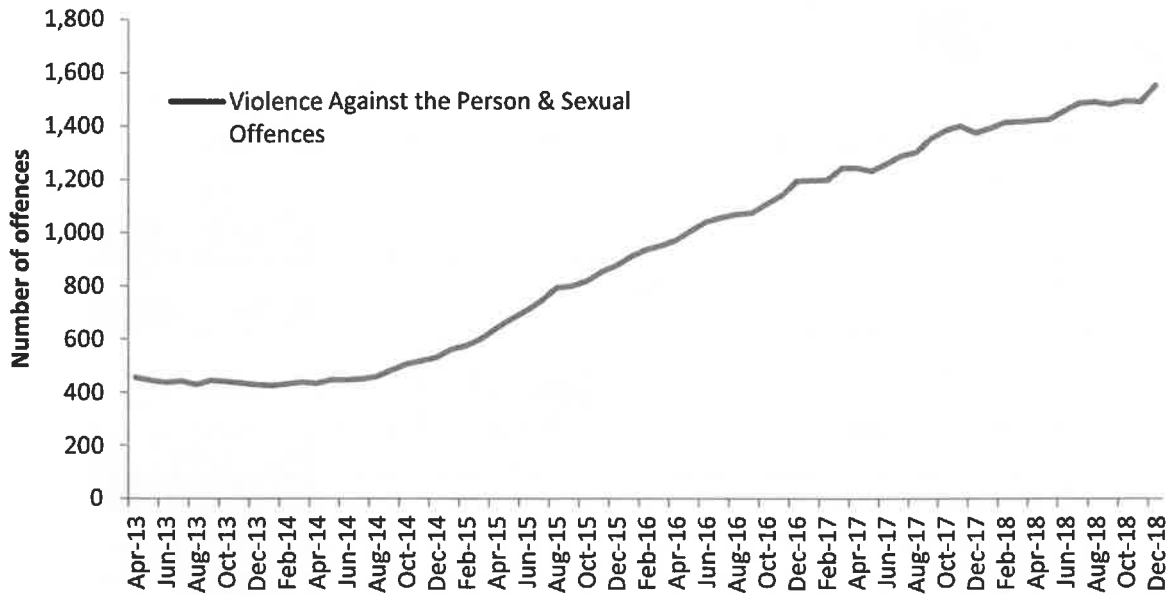
Measure	2017/18 Baseline	Last 12 Months	Change on Baseline
Total Recorded Crime	4,567	4,626	1.3%

Source: Warwickshire Police

- Green** = current levels more than 5% below baseline
Amber = current levels within +/- 5% of baseline
Red = current levels more than 5% above baseline

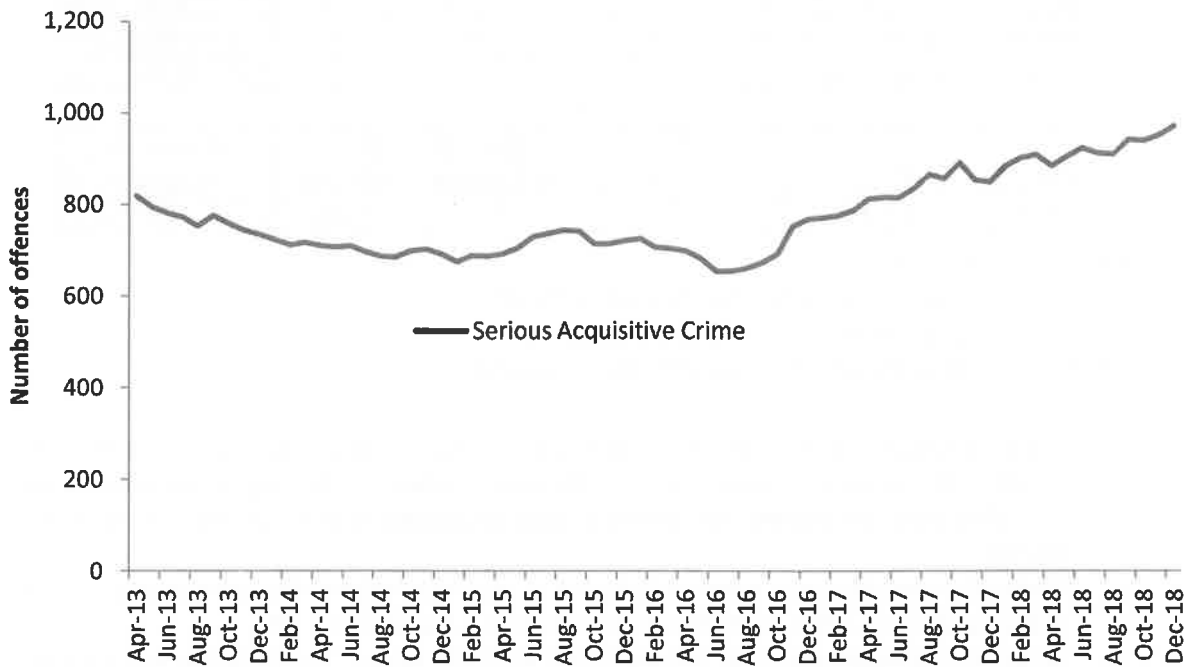
- It was predicted that violence without injury would continue to see increases into 2018/19 (based on the wide range of offences included, continuing improvements to recording practices and the inclusion of growth categories such as harassment via social media).
- North Warwickshire has seen an increase in violence against the person and sexual offences which is in line with the county which has increased by 5.6%
- Burglary residential dwelling has increased by 8.1% where the force has reduced by 2.2% when the base line is compared to the previous 12 months.
- ASB has seen an encouraging reduction.

Violence Against the Person & Sexual Offences (12 month rolling trend chart)



Source: Warwickshire Police

Serious Acquisitive Crime (12 month rolling trend chart)

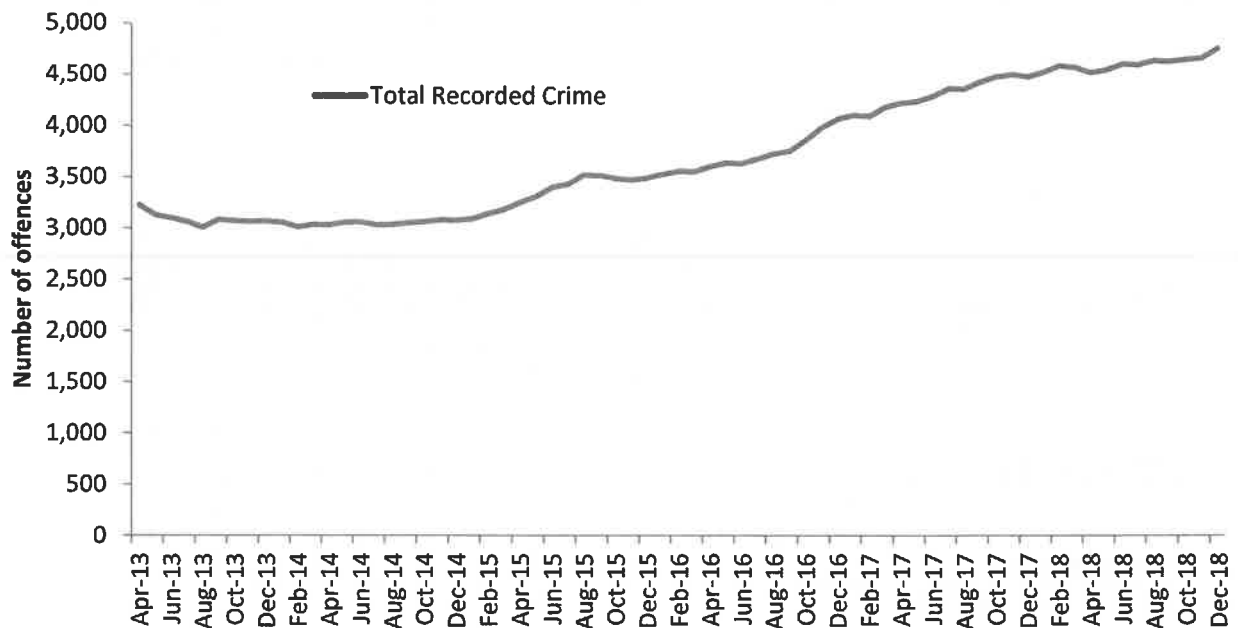


Source: Warwickshire Police

2. Recorded Crime

Measure	2017/18 Baseline	Last 12 Months	Change on Baseline
Total Recorded Crime	4,567	4,753	4.1%

Total Recorded Crime (12 month rolling trend chart)



Source: Warwickshire Police

Levels continue to be stable in terms of total recorded crime within the borough. However, increases are starting to present themselves with an increase of 2.9 percentage points from Quarter 2 (1.2%)

This is in line with force level total recorded crime, where for the last 12 months a reduction of -0.2% was seen compared to the 2017/18 baseline of -1.6%, showing an increase of 1.4 percentage points for the Quarter 2 period.

3. Priority Themes

Road Casualties

Theme	17/18 Baseline	Qtr 1 18/19	Qtr 2 18/19	Qtr 3 18/19	Qtr 4 18/19	Total to date
Total number of people killed or seriously injured in road traffic accidents	71	14	17	TBC		TBC
Fatal	9	0	3	TBC		TBC
Serious	62	14	14	TBC		TBC

Source: Warwickshire Road Safety Partnership

Domestic Violence

Theme	17/18 Baseline	Qtr 1 18/19	Qtr 2 18/19	Qtr 3 18/19	Qtr 4 18/19	Total to date
Violence against the person (with injury) offences	485	133	135	139		407
Violence against the person (with injury) offences related to domestic violence	152	48	45	43		136
Proportion of domestic violence in violence against the person (with injury) offences	31%	36%	33%	31%		33%

Source: Warwickshire Police

At the time of writing Road Casualty data for Qtr 3 was unavailable.

Following Warwickshire Police changing over to the Athena crime recording system from October 2017, use of the 'keywords' (including the domestic abuse keyword) dropped off. There still remains a level of uncertainty about the consistency of the application of keyword markers. For this reason, the domestic violence figures should be viewed with caution.

4. Police Beat Areas

The table below provides the number of offences/incidents by Police Beat area for the period October to December (3 months) comparing 2018/19 to 2017/18.

Figures in RED represent an increase from the previous year and GREEN for a reduction.

Beat Areas	Total Recorded Crime		Vehicle Crime		ASB	
	2017-18	2018-19	2017-18	2018-19	2017-18	2018-19
Arley and Whitacre	88	88	9	10	29	22
Atherstone Central (1)	13	10	0	0	8	4
Atherstone Central (2)	23	25	6	1	8	7
Atherstone Central (Town)	82	116	3	6	34	37
Atherstone North	61	47	8	7	26	16
Atherstone North (Town)	14	19	0	0	1	3
Atherstone South and Mancetter	44	71	5	4	19	27
Atherstone South and Mancetter (Town)	9	9	1	1	2	11
Baddesley and Grendon	40	57	8	11	13	21
Coleshill North	88	74	23	17	13	13
Coleshill South	29	42	4	7	9	11
Coleshill South (Town)	30	47	9	4	12	23
Curdworth	100	126	8	27	16	17
Dordon	94	90	16	20	18	22
Fillongley	147	124	47	31	14	24
Hartshill	74	50	14	5	32	23
Hurley and Wood End	38	85	7	14	30	25
Kingsbury	40	52	6	6	26	8
Newton Regis and Warton	29	28	6	3	9	14
Polesworth East	43	31	4	3	15	26
Polesworth West	36	28	5	4	8	10
Water Orton	33	42	7	16	10	4

Source: Warwickshire Police

Potential good news stories:

- Fillongley saw a reduction of 23 offences compared to the same period last year and a reduction of vehicle crime offences (-16) also which usually displays increases due to Corley Services in the beat area.
- Atherstone North and Hartshill have seen reductions in all categories.
- Atherstone Central has seen reductions in total recorded crime and ASB and no vehicle crime offences.
- Coleshill North has seen reductions in both total recorded crime and vehicle crime with same levels of ASB reported.

Biggest increases:

- Total crime: Atherstone Central (Town) +34, Curdworth +26
- Vehicle crime: Curdworth +19, Water Orton +9, Hurley and Wood End +7
- ASB: Coleshill South (Town) +11, Polesworth East +11, Fillongley +10

NWPI Crime Stats 18/19							
Description	Action Lead	Priority	base line		Traffic Light		
			17-18	2018/19 target			
			Quarter 3 Performance	Quarter 3 Update			
Reducing Violent Crime	NWCSP	Reducing violent crime	1417	1416	1207	Amber	Increases in violent offences are continuing into the third quarter with a 13% increase compared to the same period in 2017/18. The level of increase is slightly higher than the second quarter. Violence without injury accounts for 57% of the offences and violence with injury 34%. Analysis of the violence offences prepared for the Special Interest Group hasn't identified any major areas of concern. The quarter 3 crime performance report shows 136 number of reported domestic abuse related offences with injury. Overall the level is 33% of the violence with injury offences.
Coordinating a joined up approach to problematic licensed premises through a Multi Agency Licensing Enforcement meeting	NWBC	Reducing violent crime				Amber	The October meeting of the MALEM was cancelled due to low level of business to be considered by the group. Since the last meeting in July a review of the premises licence for the Coach Hotel in Coleshill has taken place and the outcome was that the Police were successful in obtaining a reduction in the hours of licensable activities and the imposition of conditions. Environmental Health have prosecuted Holmeleigh kennels in Hartshill resulting in a fine and a revocation of the animal boarding licence.

Description	Action Lead	Priority	Baseline 17-18	Target 2018/19	Quarter 3 Performance	Traffic Light	Quarter 3 Update
The provision of counselling services for victims of domestic abuse	NWBC	Reducing violent crime				★ Green	A joint agreement and reporting process has been agreed with the services in conjunction with the Office of the Police & Crime Commissioner for the 2018/19 year. The quarter 3 report from the Warwickshire Domestic Abuse Counselling Services shows that 19 referrals for support have been received in this quarter. Most of the referrals (7) are self referrals. Overall 56 referrals have been received during the first three quarters. The report includes some positive feedback from clients and case study examples.



Description	Action Lead	Priority	Baseline 17-18	Target 2018/19	Quarter 3 Performance	Traffic Light	Quarter 3 Update
<p>Working to enhance the signposting to and access to local and county wide domestic violence support services</p>		<p>Reducing violent crime</p>				<p>● Amber</p>	<p>The support services are being promoted via GP surgeries and through agency networks. Information for quarter 3 shows the following geographic profile overall of the 56 referrals they are receiving. Atherstone 18, Coleshill 7, Ansley Common 3, Galley Common 3, Hartshill 3, New Arley 3, Kingsbury 3, Wood End 3 and other villages totalling 13.</p>
<p>Working with young people to reduce the risk of them becoming a victim of domestic violence and abuse and or an offender of violence and sexual offences</p>		<p>Reducing violent crime</p>				<p>● Amber</p>	<p>The impact on children of domestic abuse is being highlighted in case study examples provided by WDACS. The analysis of violent offences prepared for the partnership has not identified any specific hot spots to focus on. Risks for any individuals who come to attention will be considered by partner agencies.</p>

Description	Action Lead	Priority	Baseline 17-18	Target 2018/19	Quarter 3 Performance	Traffic Light	Quarter 3 Update
Championing and raising awareness of safeguarding and protecting vulnerable people		Reducing violent crime				★ Green	Regular training has been arranged for NWBC and WCC staff to help raise awareness of Child Sexual Exploitation concerns and risks. Vulnerable victims should be identified through the multi agency case management group.
Promoting awareness of the risks associated with alcohol and drug misuse		Reducing violent crime				★ Green	Support will be given to any promotional campaigns organised on a Warwickshire basis. Work with local schools will be considered further. Drug related offences in Atherstone is an ongoing concern. A specific problem regarding drug taking and dealing near to Polesworth Academy is being considered as part of a partnership problem solving plan.

Description		Action Lead	Priority	baseline 17-18	target 2018/19	Quarter 3 Performance	traffic Light	Quarter 3 Update
Raising awareness of the role of the Blue Sky sexual offences centre and support available to victims			Reducing violent crime				★ Green	The work to move to a commissioned service for sexual assault/violence and CSE is continuing; A needs assessment has now been completed and the OPCC are undertaking a small number of key stakeholder sessions to develop the service specifications. The service will be commissioned from April 2019.
Anti-social behaviour			Anti-social behaviour	1699	1698	1237	★ Green	The number of reported ASB incidents is continuing to decrease with 10% lower than the same period in 2017/18. All categories of asb incidents are decreasing although the level of personal asb incidents has the lowest decrease of 4 % currently.
Reducing the risk of harm for vulnerable victims by monitoring incidents of personal asb and implementing multi agency case management plans		NWCSP	Anti-social behaviour				★ Green	The case management meetings are held monthly and are supported by the Police Harm Reduction Unit. The meeting receives updates on the cases and concerns regarding vulnerability are risk assessed. The December meeting considered 4 current cases .
Working with young people to reduce the risk of them engaging in anti-social behaviour by supporting positive diversionary activities		NWCSP	Anti-social behaviour				● Amber	The provision of diversionary activities across the borough is fairly limited. Opportunities to engage with young people are carried out by partners including NWBC Leisure & Community Development, Police SNT and via County Council Childrens & Families Services. At a local level small projects and initiatives are run by volunteers. Joint work between the Police SNT and NWBC is being developed for Atherstone and Polesworth currently. Current work includes identifying any opportunities for a Friday Night drop in within Atherstone.

Description	Action Lead	Priority	Baseline 17-18	Target 2018/19	Quarter 3 Performance	Traffic Light	Quarter 3 Update
Working with local communities to help reduce incidents of motorbike nuisance including monitoring and hot spots and implementing environmental security measures and promoting the "Dob em in" reporting initiative	WCC	Anti-social behaviour				★ Green	The hot spot locations for off road vehicle nuisance are identified through the monthly asb tasking meetings. The dob em in initiative can be promoted in target locations. The Sep tasking meeting has highlighted 14 incidents across the Borough during the last month. Low levels of incidents are being reported currently. The December tasking report highlighted only 3 incidents.
Promoting awareness of the risks associated with alcohol and drug misuse to young people and their parents and signposting local support and treatment services		Anti-social behaviour				● Amber	Theatre based productions on alcohol and drugs misuse using Loudmouth has been provided at local primary and secondary schools. A review of the Warwickshire Alcohol Implementation Plan and the role of County wide Drug & Alcohol Management Group has been carried out. Change Grow Live the new treatment service provider for adults have attended the a meeting of the NWRAG and are trying to establish improved partnership networks. More promotion of the services locally is being arranged.
Target hot spot locations using the sara problem solving approach		Anti-social behaviour				★ Green	The implementation of a refreshed Partnership Problem Solving methodology has taken place. The Police Emerging Trends meeting is now a Partnership Problem Solving meeting. There are PPS plans in place for asb related to a footpath in Dordon, for a layby in Coleshill and for asb at Alvecote. Further development of the PSP approach is expected involving more involvement of partners.

Description		Action Lead	Priority	Baseline 17-18	Target 2018/19	Quarter 3 Performance	Traffic Light	Quarter 3 Update
Deploying mobile cctv cameras at priority locations to enhance public reassurance and prevent incidents of anti social behaviour			Anti-social behaviour				★ Green	The current deployment schedule is being refreshed. There are 27 mobile cctv cameras currently deployed across the borough through the partnership. The new Nomad HD IR multi cam has had to be replaced by two Nomad Minis HD due to problems with weight restrictions on the street lighting columns. Deployment of a Nomad Mini has been arranged in Fillongley. Work with Polesworth Parish Council is taking place to implement a new scheme for the town centre.
Target hot spot locations for deliberate small fires including collaborative work for prevention and education initiatives.			Anti-social behaviour	49	48	37	★ Green	The BIKE Team report for quarter 3 shows patrols being carried out across the school holiday period at Atherstone, Mancetter, and Polesworth. The ASBIT patrols have participated in sport activity with young people, delivering fire safety and arson awareness messages. Challenging anti-social behaviour where it was encountered. Discussion about BIKE patrols with families, promotion of home fire safety checks. 24 sessions have been provided which has resulted in contacts with 160 people.
Crime in Rural Areas			Rural crime				★ Green	The January report from the Rural Crime Officer shows ongoing community engagement and crime prevention work with local communities including Caldecote, Newton Regis, Nether Whitacre, Austrey, Fillongley, Shuttington and Alvecote. 13 victims of crime or vulnerable properties visited. Alerts and good news sent out daily on website, police CMS system and social media. Website continues to be a key place people visit for crime prevention advice and information with 831 in December and 70,362 since it was launched.

Description	Action Lead	Priority	Baseline 17-18	Target 2018/19	Quarter 3 Performance	Traffic Light	Quarter 3 Update
Monitor and analyse crime in rural areas to target preventative measures in hot spot locations		Rural crime				 Green	The NW Special Interest Group receives quarterly analysis reports on emerging current crime trends. This helps target the use of partnership resources and identify hot spots for attention.
Crime in Rural Areas Residential Burglary		Burglary Residential Dwelling	271	270	202	 Amber	The third quarter shows the level to have increased to be 12% above the same period in 2017/18. A spike of 39 occurred in December and the levels in October and November higher than previous months. Additional Policing operations carried out to target hot spot locations in the borough.

Description		Action Lead	Priority	baseline 17-18	target 2018/19	Quarter 3 Performance	Traffic Light	Quarter 3 Update
Reduce the risk of repeat victimisation of residential burglary victims in priority locations through the provision of crime prevention advice and security measures			Residential Burglary				Green	<p>Funding was used to purchase burglary packs to be issued to victims of residential burglary. From April to June 40 packs were distributed. In conjunction with Rural Crime Project factsheets are reviewed on a regular basis and advice updated or additional fact sheets produced. an additional 200 packs have been purchased from the partnership grant allocation for 2018/19. The packs include the following : 1 x 24 hour segment timer 2 x Window alert alarms 1 x Door Handle Alarm 1 x 2 in one marker pens</p> <p>We continue to monitor the distribution of packs supplied to SNT's for victims and vulnerable. For Q3 39 packs distributed.</p>
Support the Rural Watch Co-ordinator to work with local communities to encourage participation in Neighbourhood Watch and Rural Watch and spread awareness of the of measures to address rural crime			Residential Burglary				Green	<p>The Rural Crime Officer has reported that engagements in the following communities had taken place in Fillongley, Ansley Common, Baxterley, Austrey and Birchmoor. Recent activities include engagement events in Fillongley, Caldecote, Wishaw, Austrey and others. Further work with local communities in Shuttington and Alvecote, Nether Whitacre and Newton Regis has taken place.</p>
Crime in Rural Areas Vehicle crime			Theft from vehicles	394	393	310	Amber	<p>Theft from vehicles are continuing to increase in the third quarter. Hot spot locations are monitored and prevention measures are put in place. Valuables continue to be left on display in vehicles despite the appropriate security advice being promoted. HGV crime has been highlighted as an issue this quarter and as a result multi lingual signs have been purchased for hot spot locations. During Q4 these will be distributed</p>

Description	Action Lead	Priority	baseline 17-18	Target 2018/19	Quarter 3 Performance	Traffic Light	Quarter 3 Update
Reducing the risk of repeat victims of theft from vehicles in priority locations through provision of crime prevention advice and security measure		Theft from vehicles				★ Green	Van initiatives and bicycle marking events have been held in Atherstone, Coleshill, Dordon and Mancetter . A police stand was also set up at Fillongley Show.
Target hardening priority locations using the S.A.R.A problem solving approach		Crime in Rural Areas				★ Green	This approach is taken when a hot spot location is identified.
Crime in Rural Areas Burglary non dwelling		Burglary Residential non dwelling			?	★ Green	
Reducing the risk of repeat victims of burglary other in priority locations through provision of crime prevention advice and security measures		Burglary Residential non dwelling				★ Green	For N. Marks this is part of the Rural Crime Project and supported villages initiative is part of this process.

Description	Action Lead	Priority	Baseline 17-18	Target 2018/19	Quarter 3 Performance	Traffic Light	Quarter 3 Update
Working with local communities to encourage participation in Neighbourhood Watch and Rural Watch		Burglary Residential non dwelling				★ Green	The quarter 3 report from the North Warwickshire Neighbourhood Watch Association shows a total of 33 events have been successfully attended. These consist of property marking days, Village meetings and many outdoor events such as carnivals and village fetes, all of which allow us to get out and about within the community helping and advising residents regarding home security and personal security. We engage with many hundreds of people at these events and have become well known throughout the county with many people requesting our attendance and seeking our advice. Local Parish meetings are becoming very popular after the demise of the Community Forums and demonstrates how many local residents want to get involved in crime prevention. The success of our facebook page has been received with great interest and continues to get the messages delivered almost instantaneously reaping some satisfying results when victims have a speedy response to their concerns.
Support the Warwickshire Rural Watch Scheme to reduce crime in rural communities by promoting effective techniques for engaging rural communities to enable them to become more self resilient in preventing crime		Crime in Rural Areas				★ Green	The Rural Crime Officer has reported that engagements in the following communities had taken place in Fillongley, Anstley Common, Baxterley, Austrey and Birchmoor. Recent activities include engagement events in Fillongley, Caldecote, Wishaw, Austrey and others. Further work with local communities in Shuttington and Alvecote, Nether Whitacre and Newton Regis has taken place.

Description	Action Lead	Priority	Baseline 17-18	Target 2018/19	Quarter 3 Performance	Traffic Light	Quarter 3 Update
<p>Support the work of the Business Crime Advisor to raise awareness of and to encourage the reporting of business crime</p>	<p>WCC</p>					<p>★</p> <p>Green</p>	<p>Mr Bogdan Fironda is now in post as a Business Crime Advisor. WCC have set up a comprehensive induction package. He will be shadowing the various members of the WCC Community Safety Team in the early stages to build up his network contacts within the partnership. Business Crime Advisor is re designing the Business Watch website to more interactive and user friendly. Looking to include issues such as Modern Slavery and Business Continuity Plans. Launch will be in January 2019. Started to visit locations where business crime is taking place and signing up businesses to Business Watch.</p> <p>Attended Business events and rural events to promote business watch</p> <p>Supporting the HGV initiative and working with SNT</p>
<p>Support the county wide work to raise awareness of and to encourage the reporting of Cyber Crime</p>	<p>WCC</p>					<p>★</p> <p>Green</p>	<p>A school assembly was attended in Atherstone this quarter, alongside the Police and Crime Commissioner, to reward two winning entries of the Safer Internet Day 2018 Competition, which was organised by the Cyber Crime Advisors, Warwickshire Police and a Community Safety Project Manager. The competition was run county wide, asking young people (aged 6-18) to create a written piece about being kind online. There were a total of nine winners across three age-based categories. In April, the Cyber Crime Advisors ran the Game Safe Warwickshire event, which involved a talk from The Breck Foundation about gaming and the risk of grooming with this. North Warwickshire schools were in attendance through this day. The session was also delivered to the North Warwickshire Police Cadets, who were used as a focus group to offer a young person's perspective to ensure content remained relevant for issues experienced by young people in Warwickshire.</p>

Description	Action Lead	Priority	Baseline 17-18	Target 2018/19	Quarter 3 Performance	Traffic Light	Quarter 3 Update
Reducing re-offending		Reducing re-offending		24% in 2006		● Amber	The latest reoffending data for the WWMCRC cohort shows increases during quarter 1 April 2016 to June 2016. This is unexpected and is subject to ongoing verification with the Ministry of Justice following previous positive position for Warwickshire.
Effectively supporting and contributing to the Integrated Offender Management Scheme for the identified offenders from North Warwickshire		Reducing re-offending	82%			★ Green	The local IOM group meets monthly at the Nuneaton CJC. North Warwickshire representation is currently by the Policy Support Manager NWBC. Representation is also made at the county wide steering group. The December IOM report for North Warwickshire shows a live current cohort of 12 offenders. Of these 5 offenders are in the community and 7 in custody. A new RAG status is being reported for each of the current cohort and this shows 1 Red, 4 Amber, 2 Green, 5 in custody, and 12 in scope. Red is believed or known to be criminally active, high risk of harm. Amber is indication of return to continued offending, concerns regarding ability to cause serious harm. Green is no significant intelligence indicating offending. In scope means nominal removed from IOM scheme but retained in scope.
Supporting the County wide arrangements for offender engagement with and retention in drug and alcohol treatment service		Reducing re-offending				★ Green	The Recovery Partnership provides drug and alcohol treatment services for offenders and voluntary referrals. Offenders can be subject to orders requiring engagement in the treatment services. The use of community hubs has been highlighted to promote services available and also to have options for appointments.

Description	Action Lead	Priority	Baseline 17-18	Target 2018/19	Quarter 3 Performance	Traffic Light	Quarter 3 Update
Reducing offending by cross border offenders committing serious acquisitive crime by maximising the use of the network of automatic number plate recognition cameras within the borough to analyse and share intelligence to inform targeted policing operations		Reducing re-offending				★ Green	14 ANPR cameras are in place in North Warwickshire. This includes cameras at Coleshill, Curdworth and Dordon. Following a strategic assessment the ANPR camera at Water Orton has been taken down. No pressing social need for the camera was evidenced.
Support the Warwickshire & West Mercia Community Rehabilitation Company and the National Probation Service to reduce reoffending in North Warwickshire		Reducing re-offending				★ Green	Most of the partnership work will be supported via the IOM Scheme. Wider support for individual cases is considered if appropriate. Housing support is a key issue and NWBC Housing will liaise with both partners as necessary.
Consider opportunities for using the buddi tag scheme in North Warwickshire		Reducing re-offending				★ Green	Funding was provided to contribute towards the use of a Buddi Tag of a local offender. This helped in the monitoring of the offender. The offender is now released from custody and no longer subject to a licence.

Description	Action Lead	Priority	Baseline 17-18	Target 2018/19	Quarter 3 Performance	Traffic Light	Quarter 3 Update
Road Safety	WCC	Reduction in killed and serious injuries	66	65	40	★ Green	36 serious injuries during April to November 18. This is 32% lower than the same period in 2017/18. 4 fatalities have occurred in the same period.
To work in partnership with the road safety department to reduce the numbers of killed and serious injuries with a focus on vulnerable groups of road users	NWCSP	Reduction in killed and serious injuries				● Amber	The North Warwickshire Road Safety Action Plan will be reviewed for the 2018/19 year.
To support the improving road safety action plan prepared by North Warwickshire Borough Council	NWBC	Reduction in killed and serious injuries				★ Green	The action plan has been agreed by the Safer Communities Sub Committee at NWBC. The action plan includes actions being carried out in partnership with responsible authorities. An update on the plan is due to be reported to a meeting of the sub committee. Further work to be arranged.

Description	Action Lead	Priority	Baseline 17-18	Target 2018/19	Quarter 3 Performance	Traffic Light	Quarter 3 Update
Community Cohesion	WCC					★ Green	Work on community cohesion through the Hate Incident Partnerships is being coordinated on a county wide level. A Love Not Hate event was arranged for October. Recent reported hate incidents are monitored by the partnership. This has shown recent incidents relating to jewish and muslim religions and transphobic.
Support the Northern Hate Incident Partnership to contribute towards the Warwickshire Hate Crime Action Plan 2018/19	WCC	Increase in reported hate crime				★ Green	Promotion of the reporting of hate crime is being carried out across Warwickshire. The website www.reporthatenow.com has been set up to help encourage more reporting. The next meeting of the Northern hate Incident partnership is in September. The information prepared for the latest meeting shows a spike in incidents in May in North Warwickshire. The profile of the incidents has been considered. The incidents were spread across the borough without any emerging trends identifiable.
Monitor the reported Hate Crime incidents in North Warwickshire	NWCSP	Increase in reported hate crime				★ Green	The hate crime data collated by Warwickshire Police shows 19 hate crimes in North Warwickshire in quarter 1. An overview analysis is requested for the NW Special Interest Group on a regular basis.

Description		Action Lead	Priority	Baseline 17-18	Target 2018/19	Quarter 3 Performance	Traffic Light	Quarter 3 Update
To support the work of the Channel Panel and the Prevent Strategy in North Warwickshire		NWCSP					★ Green	No requests to input to any channel panel referrals relating to North Warwickshire have been received in this period. The prevent work is being promoted across Warwickshire and the newsletter is circulated to partners. The Prevent Online Grooming sessions, which are delivered alongside the Prevent Officer, have been held twice across North Warwickshire in quarter 1. One session was held for fosters carers, and one open to all parents, carers and youth professionals in a local community venue. 23 people were engaged with in these two sessions, with future sessions planned in the borough. Recent meeting held with a newly appointed replacement Prevent Officer Geoff Thomas.
To support the work of the Warwickshire Serious Organised Crime Joint Action Group		NWCSP					★ Green	Operation Alarity is being reported to the SOCJAG. The links to SOC with fly tipping are also being considered by the group.

North Warwickshire Borough Crime Overview – January 2019



1. Introduction

2. Agenda

- a) Total Crime
- b) Burglary
- c) Violent Crime

3. Proposed Rules of Engagement

Total Population = 64,069

Residential Properties = 25,800

Crime Recording General Rules

Vision **Crime Recording Vision and Purpose Statements**

NCRS **National Crime Recording Standard (NCRS)**

Section A **Whether & When to Record**

Section B **Classification & Re-classification**

Section C **Removing Recorded Crimes**

Section D **One Crime per Victim**

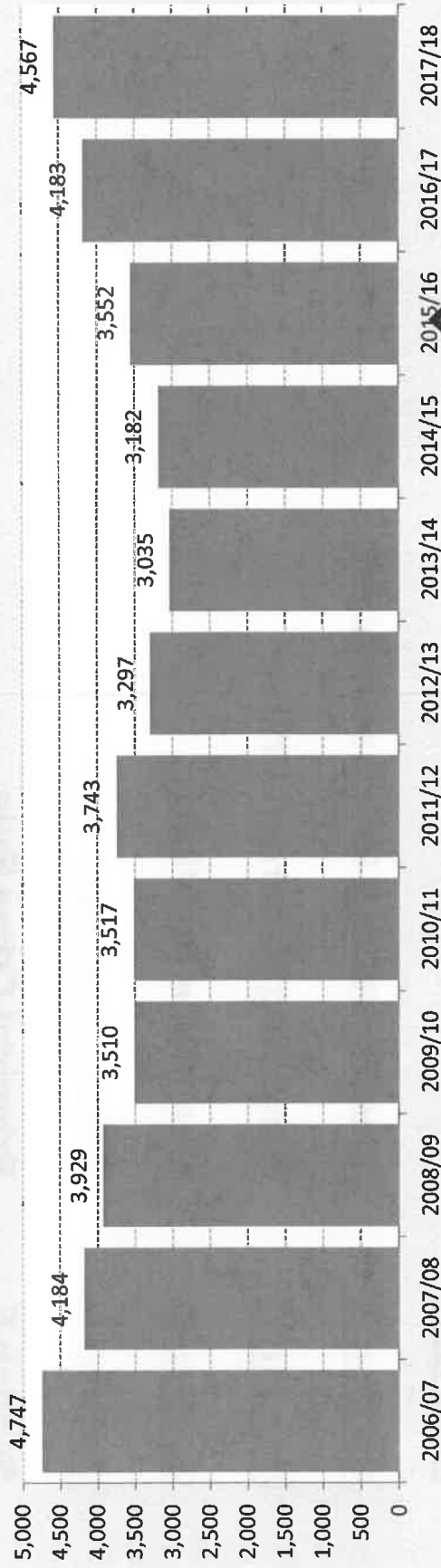
Section E **Finished Incident Rule**

Section F **Principal Crime Rule**

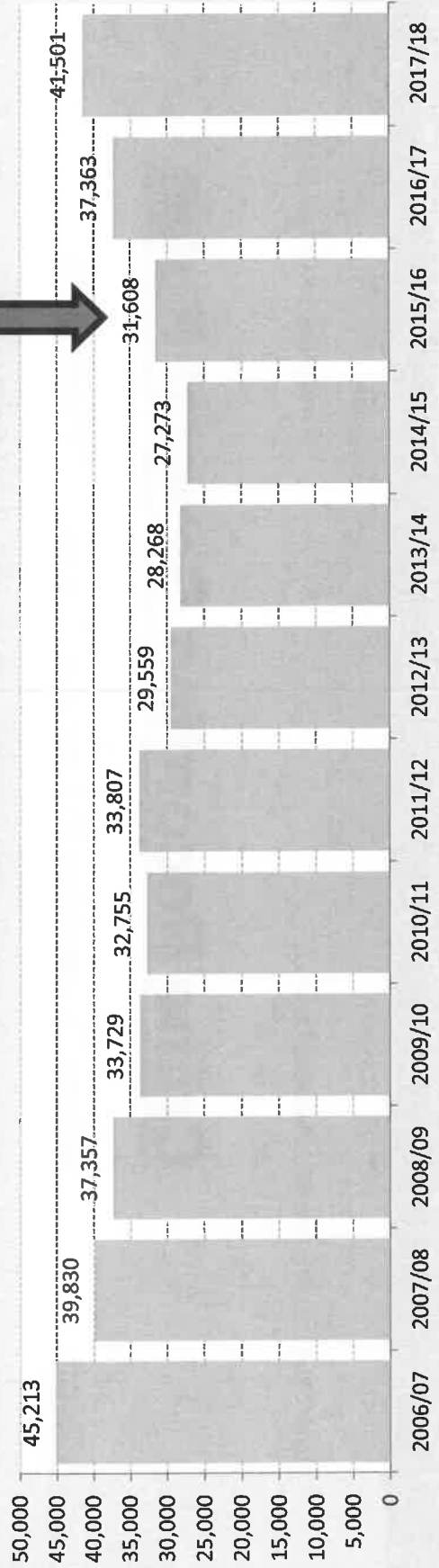
Section G **Location of Crimes**

Recorded Crime

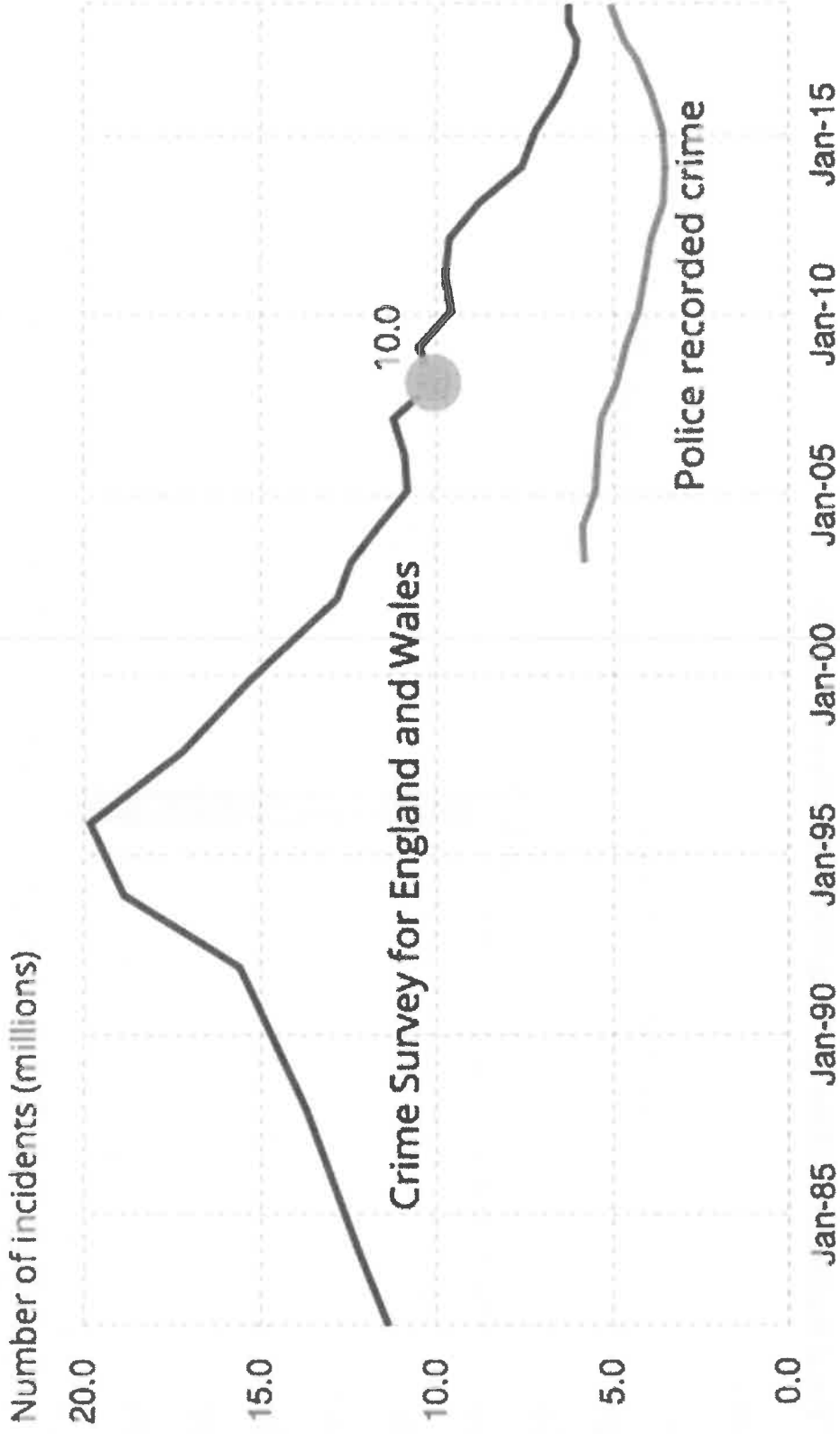
North Warwickshire Total Recorded Crime



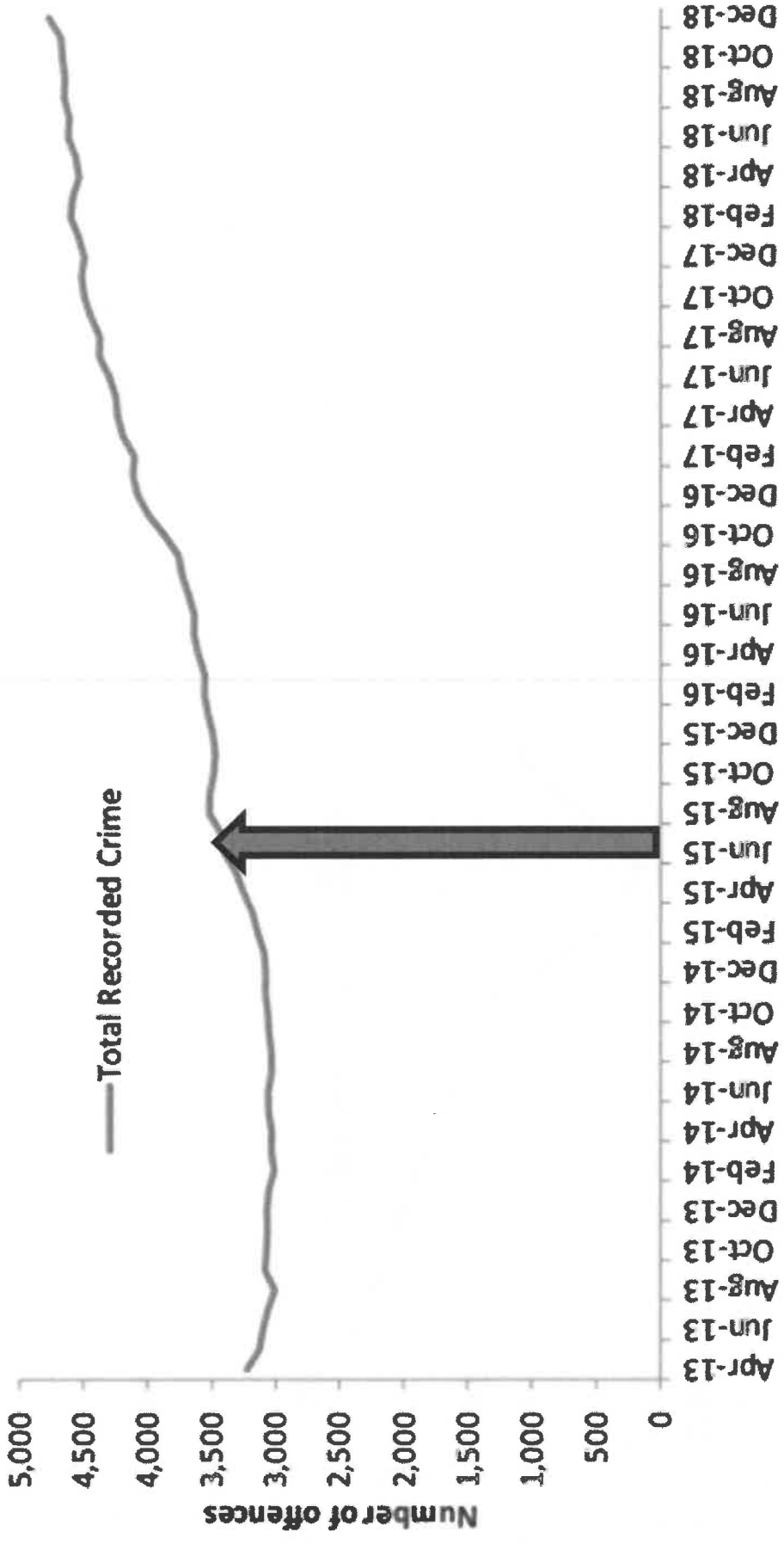
Warwickshire Total Recorded Crime



Crime incidents, England and Wales

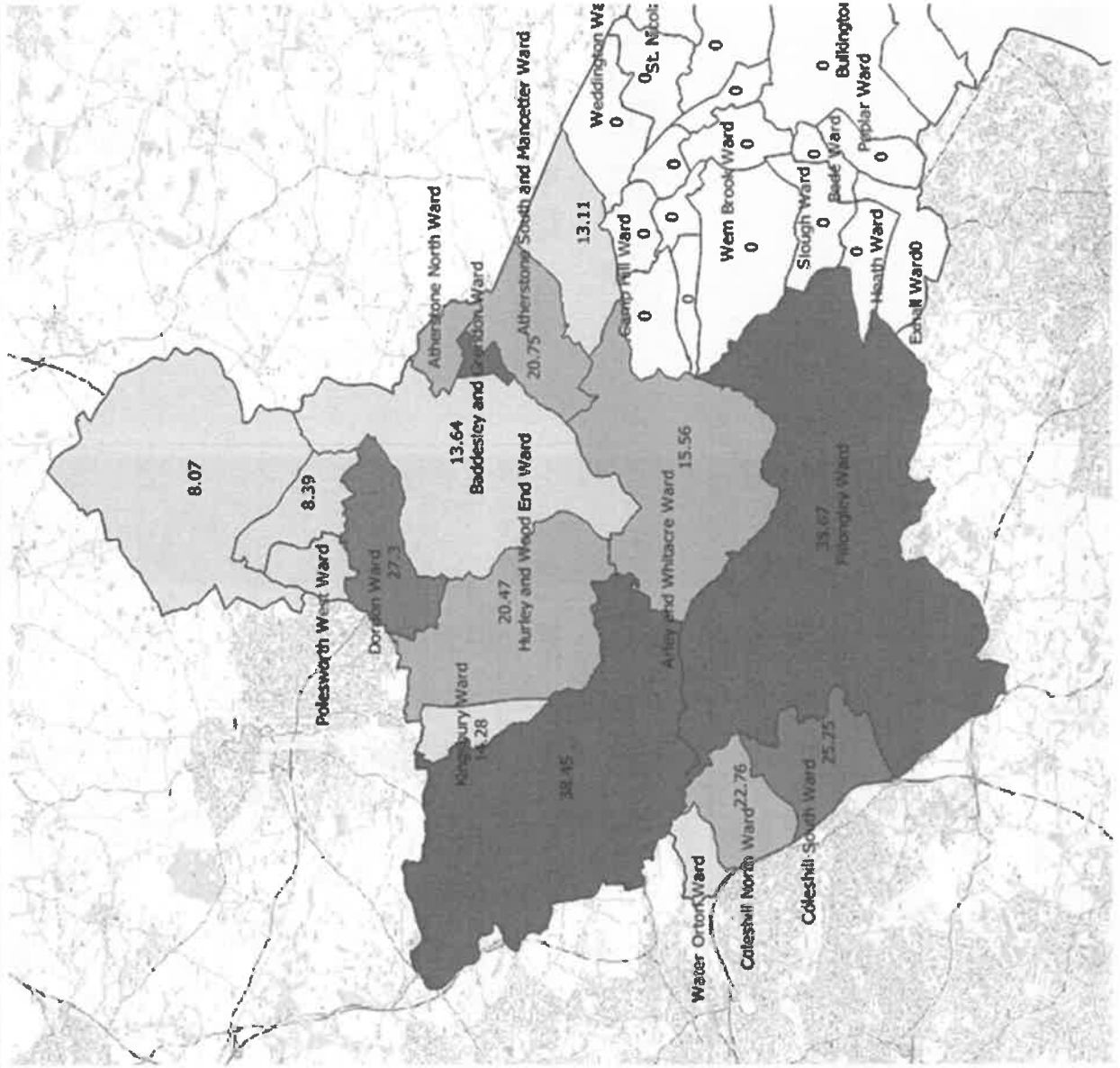


Total Recorded Crime (12 month rolling trend chart)



Source: Warwickshire Police

Rate per 1000 population



Extracts from the Draft Strategic Assessment 2019/20

Crime/Incident Type	Oct 16- Sept 17	Oct 17- Sept 18	% Change
Total VAP & Sexual Offences	1355	1478	9%
005.01 Wounding with intent to do grievous bodily harm (sec. 18)	32	37	16%
008.01 Malicious wounding: wounding or inflicting grievous bodily harm (sec. 20)	25	13	-48%
Serious Acquisitive Crime	847	931	10%
Residential Burglary - dwelling	258	271	5%
Total Robbery	36	41	14%
Theft From A Vehicle	370	418	13%
Theft of Vehicle	183	201	10%
Theft - Shoplifting	179	209	17%
Criminal Damage & Arson	504	463	-8%
Hate Offences & Crimed Incidents	55	50	-9%
Arson - Deliberate Small Fires	43	50	16%
Business Crime	928	449	-52%
Anti-social Behaviour (incidents)	1848	1543	-17%
Personal	354	282	-20%
Nuisance	1244	1098	-12%
Environmental	250	163	-35%
Total Recorded Crime <i>(Note: Sum of categories does not equal total)</i>	4428	4624	4%

Total Population

= 64,069

Residential

Properties

= 25,800

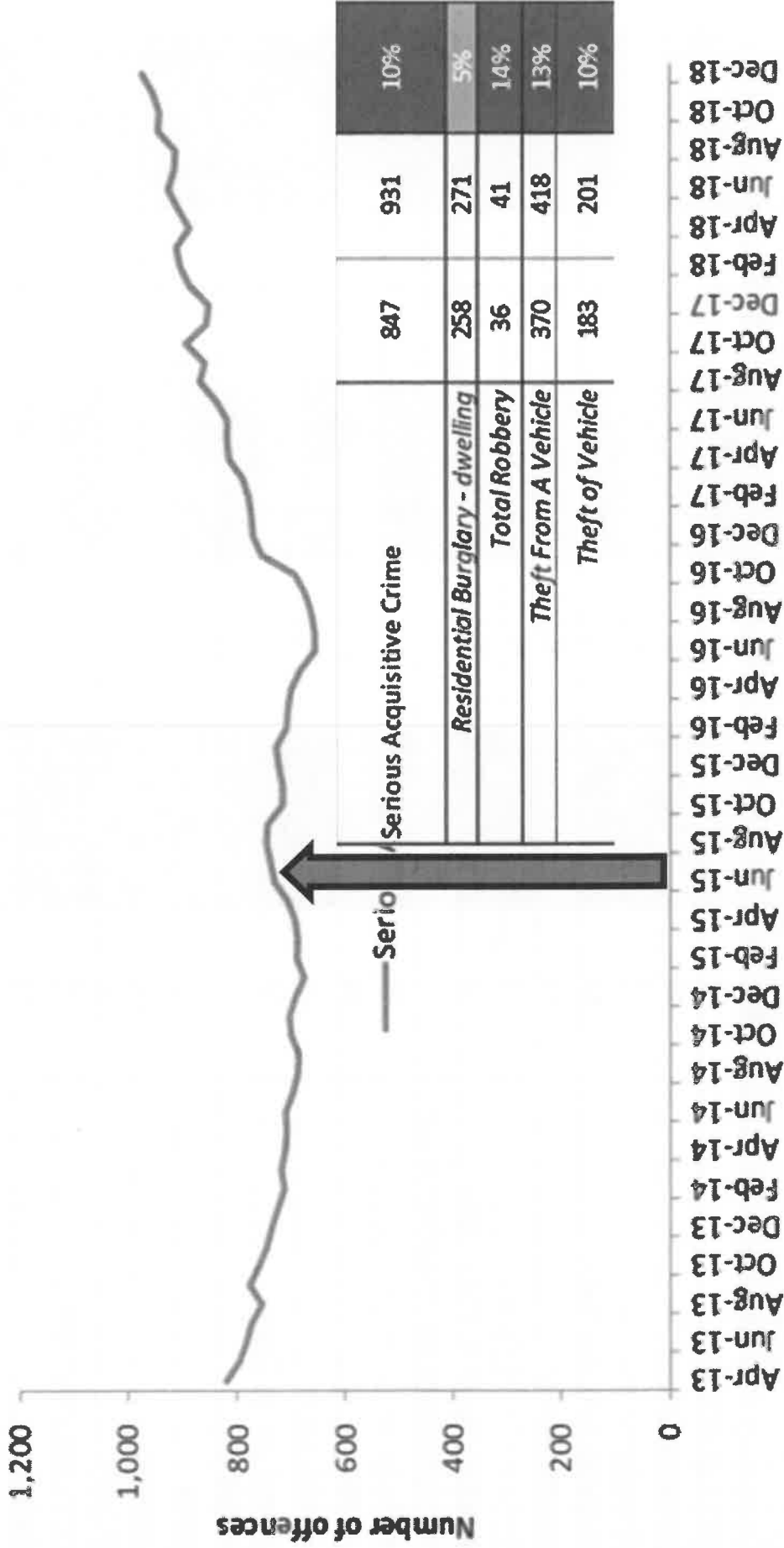
Oct to Dec Yr on Yr Ward

Beat Areas	Total Recorded Crime		Vehicle Crime		ASB	
	2017-18	2018-19	2017-18	2018-19	2017-18	2018-19
Arley and Whitacre	88	88	9	10	29	22
Atherstone Central (1)	13	10	0	0	8	4
Atherstone Central (2)	23	25	6	1	8	7
Atherstone Central (Town)	82	116	3	6	34	37
Atherstone North	61	47	8	7	26	16
Atherstone North (Town)	14	19	0	0	1	3
Atherstone South and Mancetter	44	71	5	4	19	27
Atherstone South and Mancetter (Town)	9	9	1	1	2	11
Baddesley and Grendon	40	57	8	11	13	21
Coleshill North	88	74	23	17	13	13
Coleshill South	29	42	4	7	9	11
Coleshill South (Town)	30	47	9	4	12	23
Curdworth	100	126	8	27	16	17
Dordon	94	90	16	20	18	22
Fillongley	147	124	47	31	14	24
Hartshill	74	50	14	5	32	23
Hurley and Wood End	38	85	7	14	30	25
Kingsbury	40	52	6	6	26	8
Newton Regis and Warton	29	28	6	3	9	14
Polesworth East	43	31	4	3	15	26
Polesworth West	36	28	5	4	8	10
Water Orton	33	42	7	16	10	4

Source: Warwickshire Police

Serious Acquisitive

Serious Acquisitive Crime (12 month rolling trend chart)

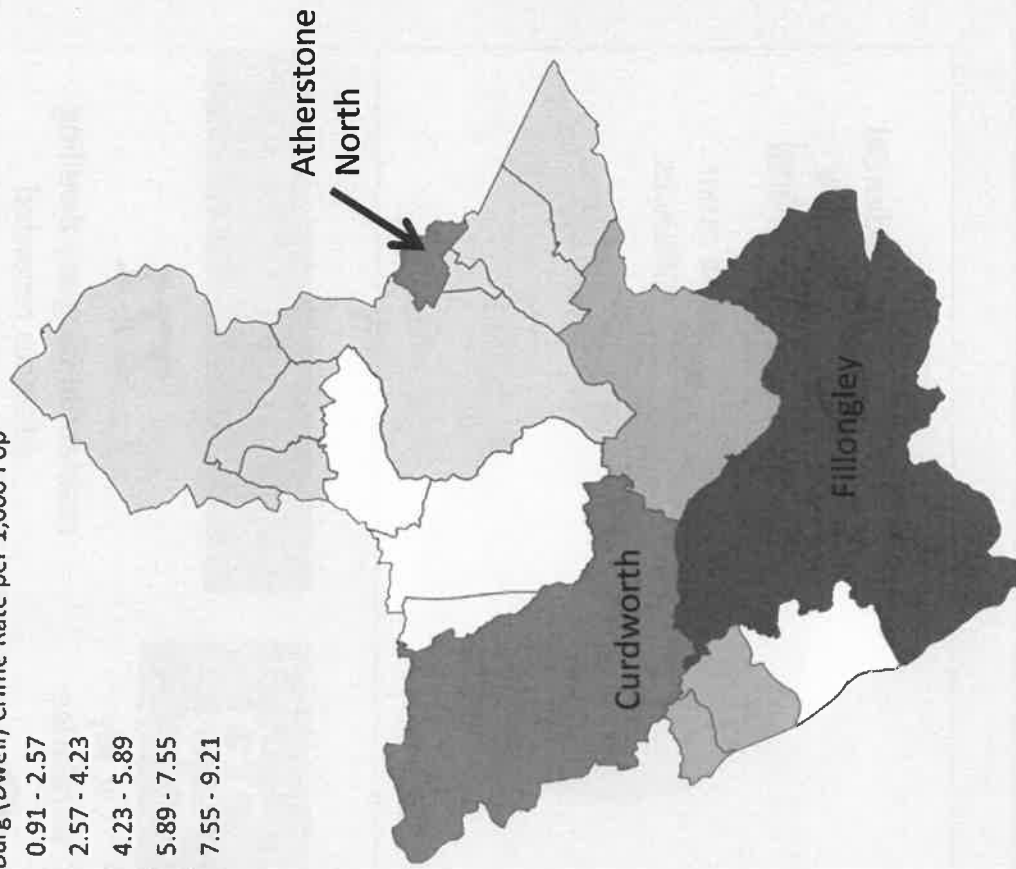



Source: Warwickshire Police

Residential Burglary (Dwelling)

Key

Res. Burg (Dwell) Crime Rate per 1,000 Pop

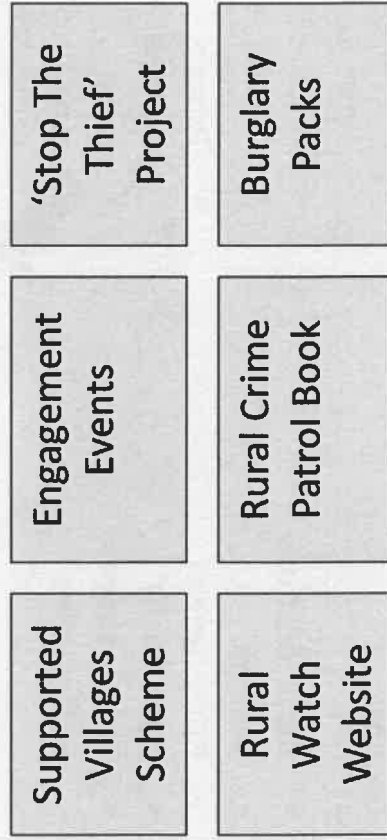


From the Draft 2019/20 Strategic Assessment:

Fillongley Ward

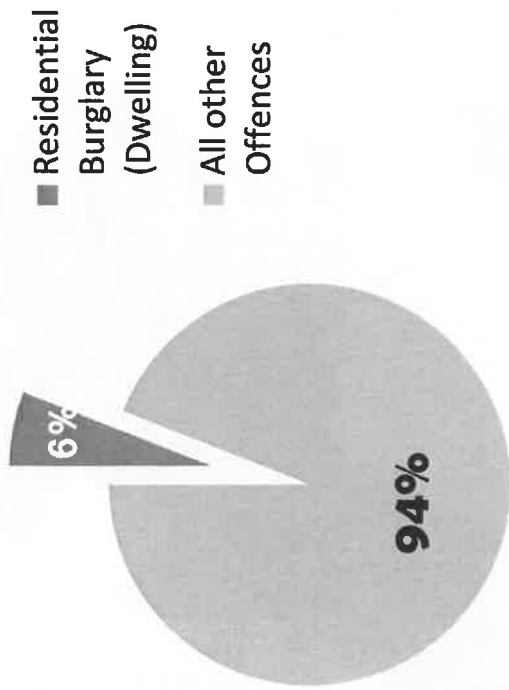
- Highest rate per 1,000 population
- Over a third of offences (34%) on Tamworth Road (B4098)

Offences predominantly taking place within rural locations – actions within rural locations:



- Neighbourhood Watch play an active role, particularly to help victims of burglary dwelling
- Victim Support provide a 24/7 live online chat to reduce pressure on police

Residential Burglary (Dwelling)



29

Car key Burglaries



+5%

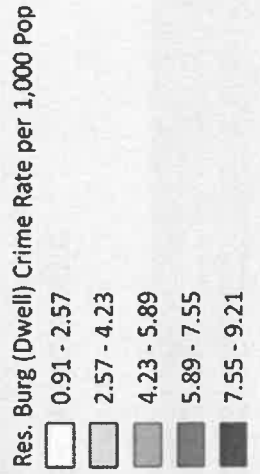
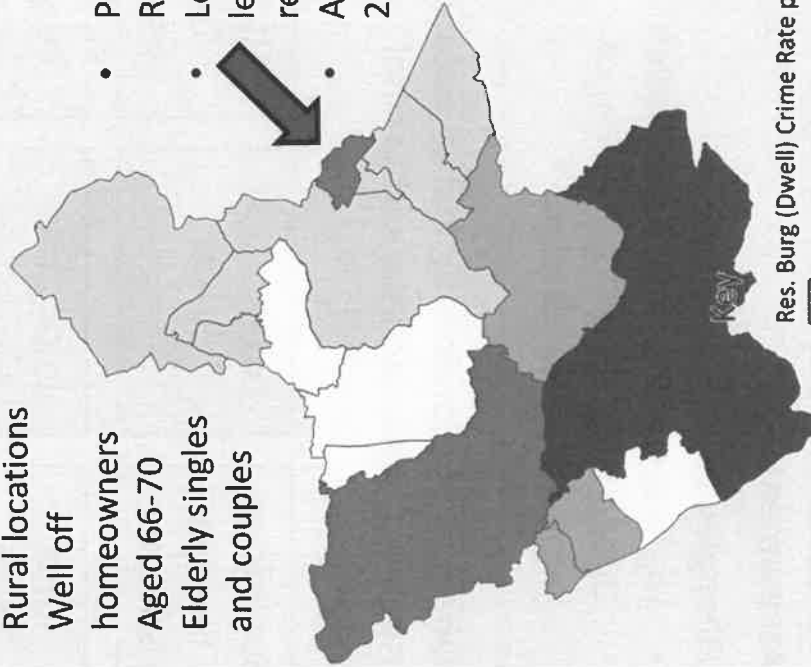
271

residential burglary dwelling offences recorded (258 previous year)

Most Vulnerable Groups:

- Rural locations
- Well off homeowners
- Aged 66-70
- Elderly singles and couples

- Private Renters
- Low length of residence
- Aged 18-25



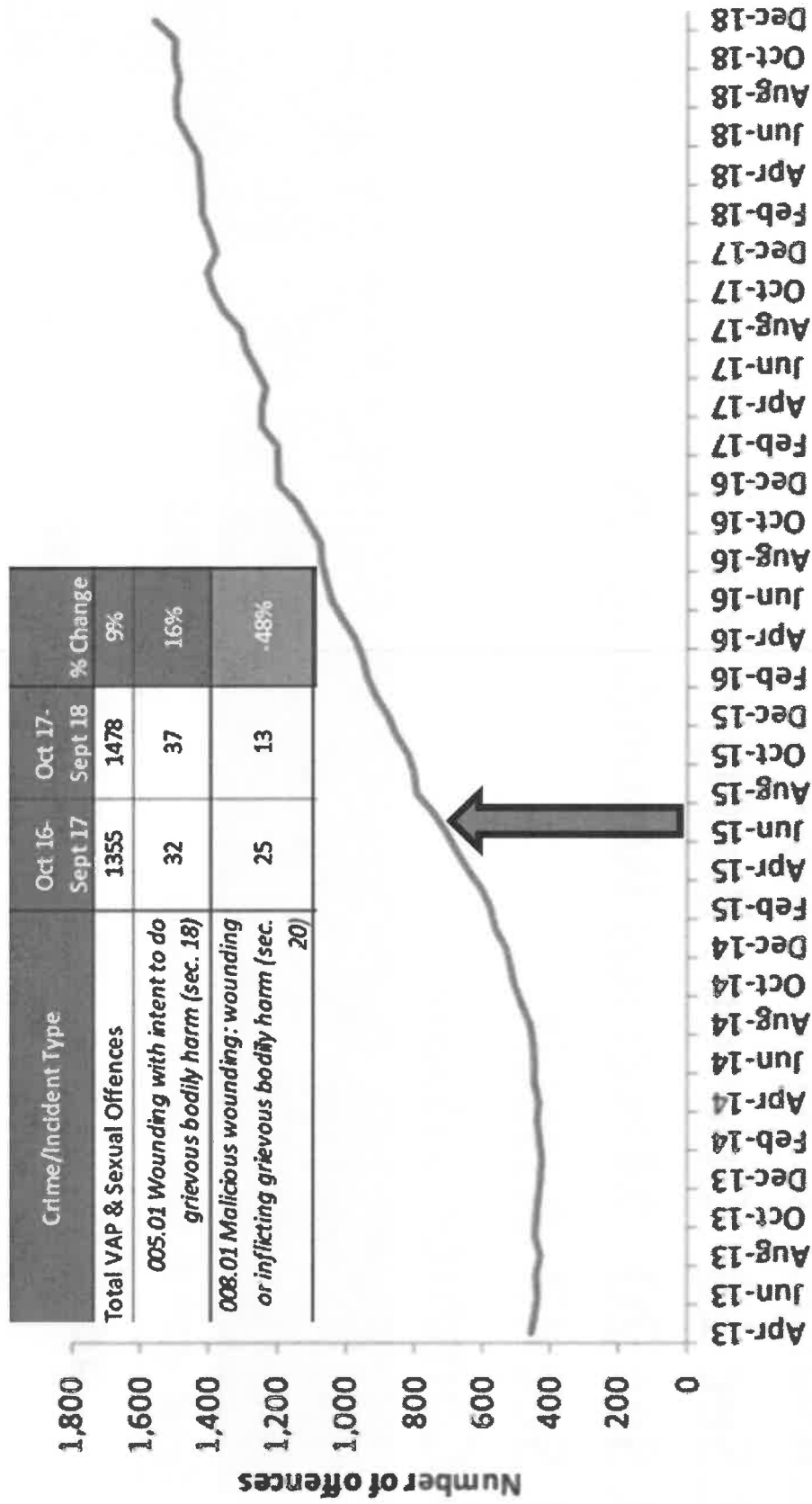
Violent Crime

1. Murder & Manslaughter
2. Sec 18 Grievous Bodily Harm - Intent
3. Sec 20 Malicious Wounding - No Intent
4. Sec 47 Assault
5. Common Assault

Crime/Incident Type	Oct 16- Sept 17	Oct 17- Sept 18	% Change
Total VAP & Sexual Offences	1355	1478	9%
005.01 Wounding with intent to do grievous bodily harm (sec. 18)	32	37	16%
008.01 Malicious wounding: wounding or inflicting grievous bodily harm (sec. 20)	25	13	-48%

Violent Crime

Violence Against the Person & Sexual Offences (12 month rolling trend chart)

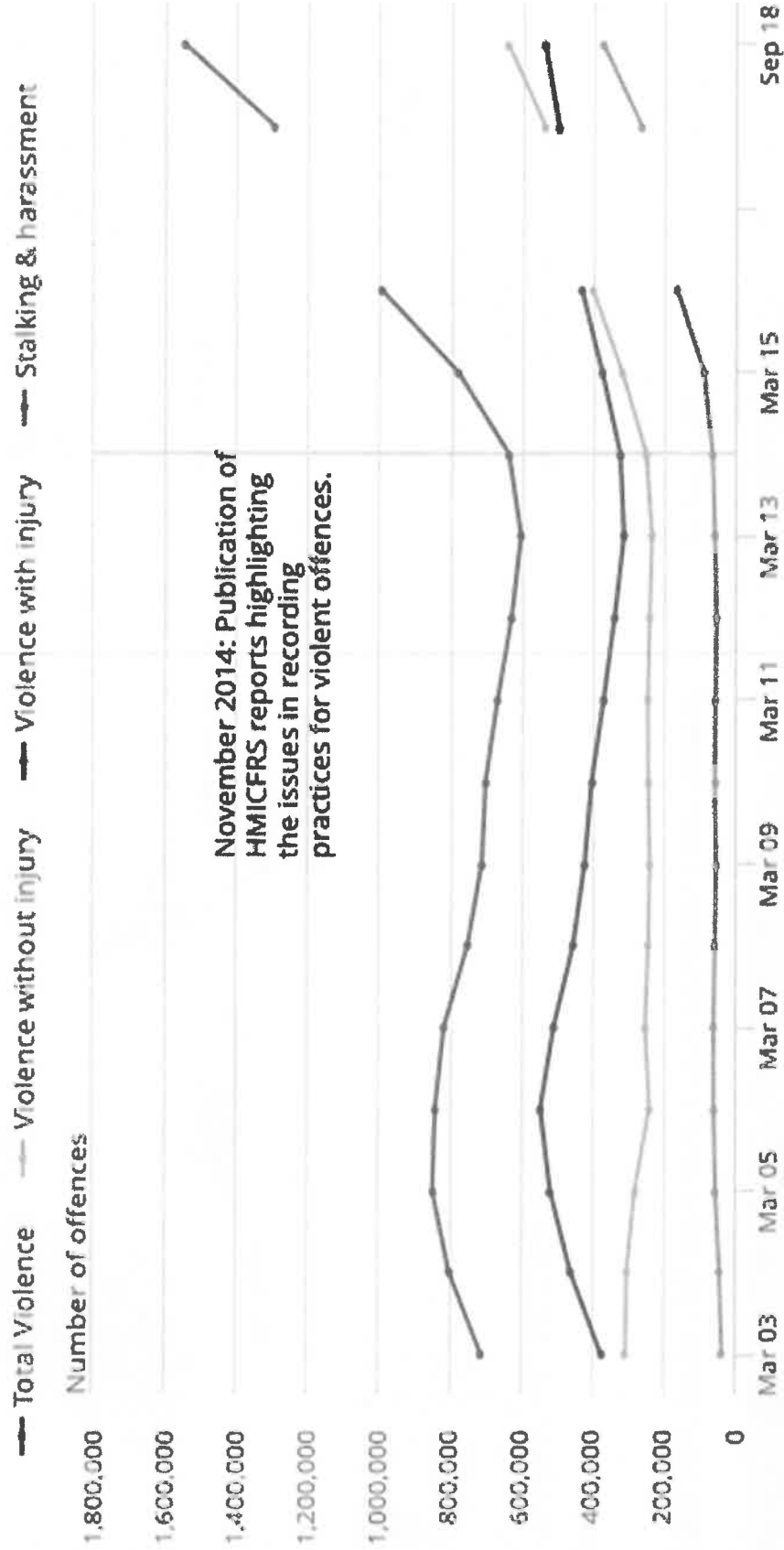


Source: Warwickshire Police

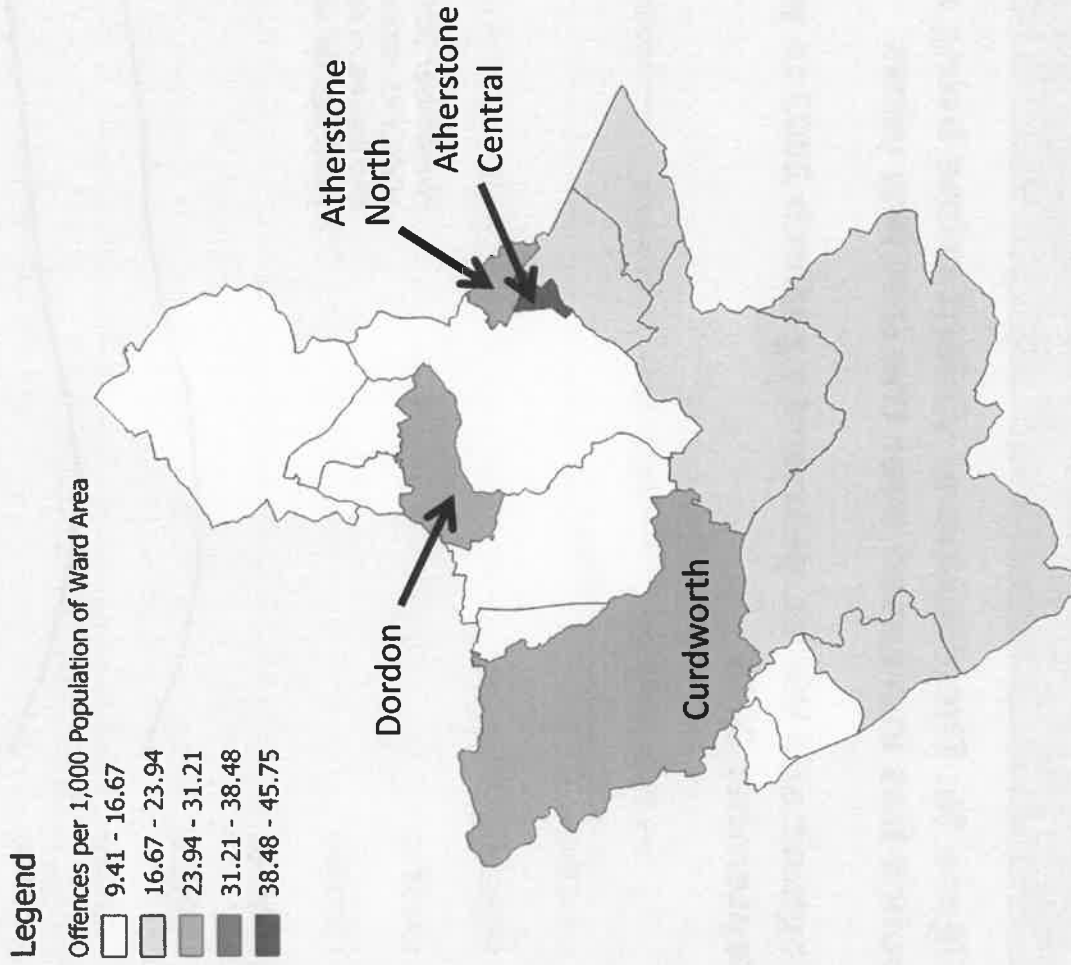
Violent Crime National Trend

Figure 16: The volume of violent crime being recorded by the police has increased over the last few years

England and Wales, year ending March 2003 to year ending September 2018



Locations: Violence with and without injury (combined)



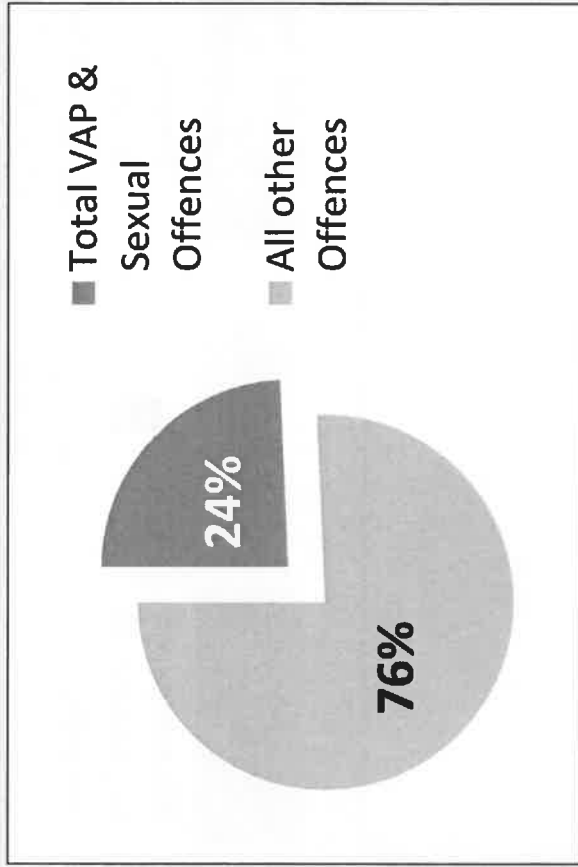
From the Draft 2019/20 Strategic Assessment:

Assessment:

- Atherstone Central continues to be a hotspot for all violent offending behaviour and is also a hotspot for domestic violence related offences
- With the Government's implementation of the Serious Violence Strategy and new legislation to tackle violent offending, it is inferred that the focus for the Community Safety Partnership this year should continue to be all violence against the person and sexual offences, with a focus on offending in the Atherstone area

Violent Crime

Violence against the person and sexual offences



+9%
Violence against the person and sexual offences
1,478

-48%
Section 20 offences
13

Knife crime



19
Knife crime offences

“North Warwickshire Borough is the least affected borough in the county for knife crime and Warwickshire as a whole remains well below the national and regional average”

47%
Resulted in injury (9)

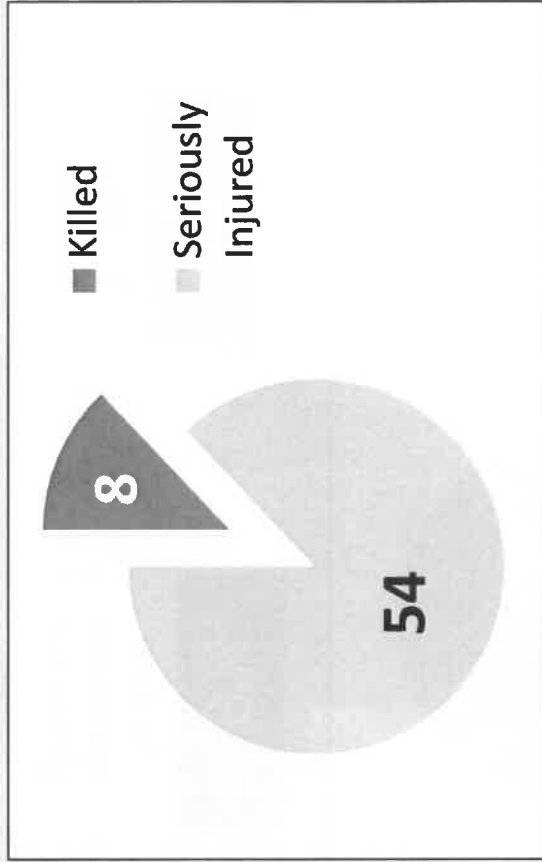
Domestic Abuse

30%
of violence with injury offences related to domestic abuse

72%
of victims of domestic abuse were female, the majority were aged between 19 and 40 years old

Road Safety

Road Traffic Collisions – Killed or Seriously Injured



-19%
KSI compared to previous 12 months (77)

8
Fatalities, equal to previous 12 months

-22%
Serious injuries compared to previous 12 months (69)

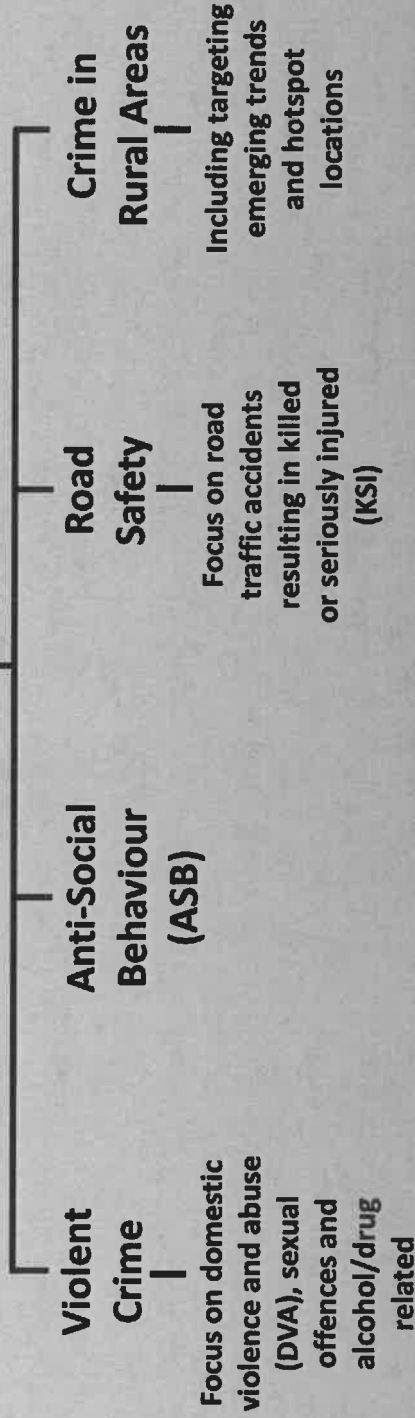
KSI by category

	Pedal Cycle	3
	HGV (3.5-7.5 tonnes)	1
	0-15 year olds	8
	30-59 year olds	33
	Serious injury 0-18 year olds	12
	Fatalities 0-18 year olds	2
	KSI 0-18 year old cyclists	0

North Warwickshire CSP Strategic Assessment

North Warwickshire Community Safety Partnership Current Priorities 2018/19

North Warwickshire CSP Current Priorities



Cross Cutting Themes — **Vulnerability**
Reducing-Re-Offending

Areas of Concern

These are themes which haven't been selected as priorities but represent a risk to the partnership and will be monitored.

- Residential burglary (dwelling)
- Hate Crime

Agenda Item No 8

Safer Communities Sub-Committee

12 March 2019

Report of the Chief Executive

Corporate Plan 2019 - 20

1 Summary

- 1.1 The Corporate Plan is updated on an annual basis. The purpose of this report is to seek the Sub-Committee's approval for the Corporate Plan Targets for which it is responsible and to agree the 2019-20 Safer Communities Service Plans for the Policy Support and Leisure and Community Development Divisions.

Recommendation to the Sub-Committee

- a That those Corporate Plan Targets as set out in Appendix A to the report for which the Safer Communities Sub-Committee is responsible be agreed; and**
- b That the Service Plans as set out in Appendix B to the report be agreed.**

2 Report

- 2.1 Corporate Plan Targets and Divisional Service Plans are normally agreed in the January/February cycle of meetings and adopted by Full Council in February at the same time as the Budget.
- 2.2 At its December 2018 meeting the Council considered a report setting out the key corporate issues facing the Council in the mid term future, with a view to assisting Members in addressing those issues during the formulation of the 2019-20 Budget and in the run up to the 2019 Council Elections. This report makes proposals for dealing with ongoing business in the 2019-20 Corporate Plan on the basis that the Corporate Plan is likely to be reviewed by the incoming administration post May 2019.
- 2.3 Appendix A sets out proposals for those Corporate Targets which fall within the remit of the Safer Communities Sub-Committee. Members are requested to agree the Corporate Targets set out in Appendix A.

2.4 A report will be presented to Boards/Sub-Committees after the end of the financial year to show the year end out-turn on the 2018-19 Key Actions. Proposals for 2019-20 will form part of the 2019-20 Corporate Plan which covers the Council's top level priorities.

2.5 It is also important, however, that Members are aware of and agree the significant amount of work carried out within the Divisions to provide services to local people. This information appears in a single document for each Division, the Divisional Service Plan, which is the key management tool for ensuring that services deliver their annual work programme.

... 2.6 The Safer Communities Service Plans for the Policy Support and Leisure and Community Development Divisions comprises Appendix B to this report, as most of these programmes relate to work carried out for this Sub-Committee.

2.7 Where there are any budget implications for another Board/Sub-Committee arising out of this work programme, those implications have been drawn to the attention of the relevant Board/Sub-Committee in the Budget report which went to the previous cycle of meetings.

2.8 Once the Corporate Plan Targets and Divisional Service Plans have been agreed, they will all be subject to the following reporting procedures for monitoring performance:-

- Monthly reports are considered by Management Team;
- A traffic light warning indicator is used:-
 - Red – target not likely to be achieved.
 - Amber – target currently behind schedule and requires remedial action in order to be achieved.
 - Green – target currently on schedule to be achieved;
- Progress reports to each Board/Sub-Committee meeting.

3 Report Implications

3.1 Finance and Value for Money Implications

3.1.1 Where possible, Targets and indicators for 2019-20 will be achieved from within existing Board/Sub-Committee resources. Details of any additional funding are included in the right hand column of the table in Appendix A and in the Budget report and will be in appropriate cases, the subject of reports to the Sub-Committee.

3.2 Risk Management Implications

3.2.1 The main risk is ensuring that the Council prioritises its resources to enable it to deliver its priorities. The performance monitoring arrangements set out above provide the mechanism to ensure that remedial action can be taken to review progress and ensure that priority outcomes are delivered.

3.3 Other Report Implications

3.3.1 Any further implications resulting from the proposals in Appendix A will be the subject of further reports to the Sub-Committee.

3.4 Links to Council's Priorities

3.4.1 These are set out in the Appendices.

The Contact Officer for this report is Jerry Hutchinson (719200).

Background Papers

Local Government Act 1972 Section 100D, as substituted by the Local Government Act, 2000 Section 97

Background Paper No	Author	Nature of Background Paper	Date

PRIORITIES AND KEY ACTIONS

PRIORITY 2

CREATING SAFER COMMUNITIES

Working with our communities and partners to enable our residents to both be and feel safer, whether at home or in and around the Borough.

Target	Board/Lead Officer	Additional Training/ Financial Implications
To ensure that the Council is prepared for emergencies and has suitable emergency and business continuity plans, as required by the Civil Contingencies Act, and to review both the emergency and business continuity plans annually in March.	Executive Board/CE/DCS	To be met within existing budgets.
To continue to work with Warwickshire County Council, the Environment Agency and local communities to mitigate the effects of, and protect against, the impacts of localised flooding and to update as part of the quarterly performance reports.	Executive Board/DS/CDE	Investigations to be carried out within existing budgets.

Target	Board/Lead Officer	Additional Training/ Financial Implications
<p>To consider the findings of the 2019/20 North Warwickshire Community Safety Partnership Strategic Assessment and, to work with the community including the Police, Town and Parish Councils and young people to improve public perception and public confidence by contributing towards the achievement of the partnership plan actions and targets for the 2019/20 strategic priorities relating to:-</p> <p>Violent Crime – with a focus on domestic violence and abuse, sexual offences and drug and alcohol related; Anti-Social Behaviour; Road Safety – with a focus on road traffic accidents resulting in killed or serious injuries; Crime in Rural Areas including targeting emerging trends and hot spot locations.</p> <p>In addition to the above priorities vulnerability will be considered as a cross cutting theme and residential burglary and hate crime being areas of concern. Reducing re-offending is considered to be a key part of the actions to address the priorities identified above.</p>	<p>Safer Communities Sub-Committee/CE/ DL&CD</p>	<p>The Council makes additional contributions to supplement the Community Safety Grant received from the Police and Crime Commissioner.</p>

Target	Board/Lead Officer	Additional Training/ Financial Implications
To work in partnership to improve referrals and engagement with treatment services for drug and alcohol abuse and support the local Police Safer Neighbourhood Teams in tackling drug related offences.	Safer Communities Sub-Committee/CE/DL&CD	Treatment services are commissioned by Warwickshire County Council. External funding is often required to undertake appropriate action
To continue working with partners to resolve Safer Neighbourhood issues, including, where necessary, taking action to address anti-social and nuisance behaviour.	Safer Communities Sub-Committee/CE/DL&CD	External funding is often required to undertake appropriate actions.
To deliver digitally compliant equipment in Boroughcare by the end of 2019.	Resources Board/DH	Any financial implications will be identified as part of reports on the transfer.
To carry out the Council's obligations as a member of the Local Safeguarding Partnership, including those relating to the Child Protection Policy and, where appropriate, to co-ordinate all related activity alongside the need to safeguard adults and other vulnerable people in the community and to report on progress by March 2020.	Community & Environment Board/DL&CD	Internal trainers will continue to deliver the Local Safeguarding Partnership Child Protection course to all colleagues and, in 2019, Councillors, throughout the authority. This course will include CSE training.
To carry out the Council's obligations as a member of the Warwickshire Safeguarding Adults Board.	Community & Environment Board/DH	Any financial implications will be reported to Board.
To report on current CCTV camera usage and possible options for future deployment by December 2019.	Safer Communities Sub-Committee/CE	Any financial decisions will be reported as part of the decision-making process.

<p>PRIORITY 3</p> <p>PROTECTING OUR COUNTRYSIDE & HERITAGE</p>	<p>Protecting and improving our countryside and heritage in times of significant growth challenges and opportunities.</p>	
<p>Target</p> <p>To continue to:-</p> <ul style="list-style-type: none"> (a) Manage development so as to deliver the priorities on the Council's Corporate Plan and in the Sustainable Community Strategy; (b) Use the Design Champions to ensure the best achievable designs are implemented and developed so as to reflect setting and local character; (c) To seek to secure the protection of the best of the Borough's built and rural heritage; and (d) To continue to work with North Warwickshire Heritage Forum to protect, promote and develop the heritage and tourism of North Warwickshire in accordance with the priorities of the Destination Management Plan. <p>To report on Growth pressures on the Borough, how to protect the Green Belt as far as possible and sustain the rurality of the Borough by February 2020 and at least annually thereafter.</p>	<p>Board/Lead Officer</p> <p>Planning & Development Board/ Design Champions/CDE/DL&CD</p>	<p>Additional Training/ Financial Implications</p> <p>To be met within existing budgets.</p>

Target	Board/Lead Officer	Additional Training/ Financial Implications
<p>Whilst continuing to oppose the route of HS2 Phase 2b in principle, to press for maximum mitigation and benefits for the Borough, required as a consequence of the HS2 proposal, in partnership with other affected Councils and community action groups; and</p> <p>To continue to oppose the principle of Opencast Mining and Mineral Extraction.</p>	Executive Board/CDE	Should any additional funding be required, this will be subject to further report.
<p>To maintain a very high standard of street cleanliness (95%) throughout the Borough and to continue to raise awareness (both of the public and other agencies) of the problems of litter, fly-posting and dog fouling.</p>	Community & Environment Board/DS/ DH	Any requirement for additional funding will be reported.
<p>To investigate and implement ways to improve the efficiency of the street cleaning service and target cleaning operations more effectively by October 2019.</p>	Community & Environment Board/DS	Any financial implications will be reported to Board
<p>To tackle fly-tipping in line with the Council's Action Plan through joint-working and cross-border co-operation with all relevant stakeholders and through increased promotion, monitoring, investigation and enforcement by October 2019.</p>	Safer Communities Sub-Committee/DS	Progress against the fly-tipping action plan will be regularly reported to the Safer Communities Sub-Committee.

Target	Board/Lead Officer	Additional Training/ Financial Implications
<p>To work in partnership with the Highways Authority, Highways England and other partners to improve both the appearance and safety of the Borough's main roads. To work with partners so as to reduce the number of fatalities and injuries on roads in North Warwickshire (see also Safer Communities priorities).</p>	<p>Community & Environment Board/DS/ Safer Communities Sub-Committee/CE</p>	<p>Any financial implications will be reported as part of the decision-making process.</p>
<p>To progress the Local Plan through Inquiry towards adoption and commence further work as agreed by the Local Development framework Sub-Committee.</p>	<p>Executive Board/Planning & Development Board/LDF Sub-Committee/CDE</p>	<p>To be met within existing budgets.</p>
<p>To continue to take action to reduce the Council's carbon footprint and carbon emission in the Borough, in accordance with the Climate Change Strategy and Action Plan, and to report annually in March on progress. This will include acting on any Government led initiatives for domestic properties.</p>	<p>Community & Environment Board/CDE</p>	<p>To be met within existing budgets.</p>

Policy Support Service Plan 2019-2020

Action	The Community Plan Objective Corporate Objective Divisional Objective or Policy the task contributes to	Lead Officer	Start Date	End Date	Priority	Measurement of Success	Resource/Training Implications
Crime & Disorder							
1. To monitor and co-ordinate the implementation of the actions of the North Warwickshire Community Safety Partnership Plan 2019 – 2020.	Healthier Communities Creating Safer Communities	Chief Executive	April 19	March 20	High	Reduction targets and actions being achieved. Perceptions of crime and disorder improved.	Police and Crime Commissioner community safety grants Local funding provision.
2. To support the Safer Neighbourhoods Teams and to ensure that the Council' contributes effectively to this.	Healthier Communities Creating Safer Communities	Chief Executive	April 19	March 20	High	Addressing local community priorities Perceptions of crime and disorder improved	Revised partnership working arrangements
3. To contribute towards the sustainable provision of locally based support services for victims of domestic abuse taking into account the Countywide commissioning of support services	Healthier Communities Creating Safer Communities	Chief Executive	April 19	March 20	High	Sustained provision of locally based support services for 18/19 Increase in victims making contact with support services.	Need for contribution from the Corporate Policy budget. Police and Crime Commissioner community safety grants

Policy Support Service Plan 2019-2020

Action	The Community Plan Objective Corporate Objective Divisional Objective or Policy the task contributes to	Lead Officer	Start Date	End Date	Priority	Measurement of Success	Resource/Training Implications
4. To support the work of the Safer Communities Sub Committee in achieving its objectives for the priority of creating safer communities.	Healthier Communities Creating Safer Communities	Chief Executive	April 19	March 20	High	Reduction targets and actions being achieved. Perceptions of crime and disorder improved.	Need for contribution from the Corporate Policy budget.
5. To support the work of the Early Help Locality Panel.	Healthier Communities Creating Safer Communities	Chief Executive	April 19	March 20	High	Outcomes achieved relating to criteria for programme including improved quality of life for problematic families.	

LEISURE AND COMMUNITY DEVELOPMENT DIVISION - SUMMARY ACTION PLAN 2019/20

Action	Links with the Sustainable Community Strategy and Corporate Plan	Lead Officer	Start Date	End Date	Priority	Measurement of Success	Resource / Training Implications
<p>Ensure compliance with the Council's statutory responsibilities as a member of the Local Safeguarding Partnership, including those relating to the Child Protection Policy and, where appropriate, co-ordinate all related activity alongside the need to safeguard adults and other vulnerable people in the community. A report on progress will be presented to Members by March 2020</p>	<p>Developing Healthier Communities / Improving Access to Services</p> <p>Responsible Financial and Resource Management / Creating Safer Communities / Improving Leisure and Wellbeing Opportunities / Promoting Sustainable and Vibrant Communities</p>	CE & DL&CD	April 2019	On-going	High	<p>Member approval of actions taken in support of the Local Safeguarding Partnership</p> <p>Continued implementation of the Child Protection and Vulnerable Adults Policies</p>	<p>Internal "trainers" will continue to deliver the Local Safeguarding Partnership Child Protection course to all colleagues and, in 2019, Councillors throughout the Authority. This course will include CSE training</p> <p>Similarly, relevant staff will be required to undertake Vulnerable Adults training</p> <p>The Borough Council makes an annual contribution to the work of the Local safeguarding Partnership, including Case Reviews</p>

LEISURE AND COMMUNITY DEVELOPMENT DIVISION - SUMMARY ACTION PLAN 2019/20

Action	Links with the Sustainable Community Strategy and Corporate Plan	Lead Officer	Start Date	End Date	Priority	Measurement of Success	Resource / Training Implications
<p>In conjunction with partner agencies, continue to ensure delivery of relevant actions arising through Safer Neighbourhood processes, including, where necessary, support for the delivery of positive interventions to address anti-social and nuisance behaviour</p>	<p>Raising Aspirations / Developing Healthier Communities / Improving Access to Services</p> <p>Responsible Financial and Resource Management / Creating Safer Communities / Improving Leisure and Wellbeing Opportunities / Promoting Sustainable and Vibrant Communities / Supporting Employment and Business</p>	CDM	April 2019	On-going	High	<p>Community Safety Partnership approval of actions taken through Safer Neighbourhood processes</p>	<p>External funding is sought, and often required, in order to undertake appropriate actions</p>

Agenda Item No 9

Safer Communities Sub-Committee

12 March 2019

Report of the Chief Executive

Progress Report on Achievement of Corporate Plan Targets April – December 2018

1 Summary

- 1.1 This report informs Members of the progress with the achievement of the Corporate Plan targets relevant to the Safer Communities Sub-Committee for April to December 2018.

Recommendation to the Sub-Committee

That Members consider the performance achieved and highlight any areas for further investigation.

2 Consultation

- 2.1 Consultation has taken place with the relevant Members and any comments received will be reported at the meeting.

3 Background

- 3.1 This report shows the quarter three position with the achievement of the Corporate Plan targets for 2018/19. This is the second report showing the progress achieved so far during 2018/19.

4 Progress achieved during 2018/19

- 4.1 Attached at Appendix A is a report outlining the progress achieved for all the Corporate Plan targets during April to December 2018/19 for the Safer Communities Sub-Committee.

- 4.2 Members will recall the use of a traffic light indicator for the monitoring of the performance achieved.

Red – target not achieved (shown as a red triangle)

Amber – target currently requires remedial action to be achieved (shown as an orange circle)

Green – target currently on schedule to be achieved (shown as a green star)

5 Overall Performance

- 5.1 The Corporate Plan performance report shows that 82% of the Corporate Plan targets are on schedule to be achieved. The report shows the individual targets that have been classified as green. Individual comments from the relevant division have been included where appropriate. The table below shows the following status in terms of the traffic light indicator status:

Corporate Plan

Status	Number	Percentage
Green	9	82%
Amber	2	18%
Red	0	0%
Total	11	100%

6 Summary

- 6.1 Members may wish to identify any areas that require further consideration.

7 Report Implications

7.1 Safer Communities Implications

- 7.1.1 There are community safety performance indicators which are reported to Executive Board.

7.2 Legal, Data Protection and Human Rights Implications

- 7.2.1 The national indicators were specified by the Secretary of State for Communities and Local Government. They have now been ended and replaced by a single list of data returns to Central Government from April 2011.

- 7.2.2 There are no data protection implications arising from the report.

7.3 Environment and Sustainability Implications

- 7.3.1 Improvements in the performance and quality of services will contribute to improving the quality of life within the community. Reducing crime and disorder in the Borough contributes towards improving the quality of life for the communities of North Warwickshire.

7.4 Health Implications

- 7.4.1 The Corporate Plan actions relating to the crime and disorder priority include positive contributions towards health objectives including reducing violent crime, reducing anti social behaviour and drugs and alcohol harm reduction,

7.5 Risk Management Implications

7.5.1 Effective performance monitoring will enable the Council to minimise associated risks with the failure to achieve targets and deliver services at the required performance level.

7.6 Equality Implications

7.6.1 There are a number of positive contributions towards equality related objectives included in the North Warwickshire Community Safety Partnership Plan 2017/18. These include the provision of support services for victims of domestic abuse, monitoring of hate crimes, rehabilitation of offenders and positive diversionary activities for young people.

7.7 Links to Council's Priorities

7.7.1 The targets are all contributing towards the priority for creating safer communities.

The Contact Officer for this report is Robert Beggs (719238).

Background Papers

Local Government Act 1972 Section 100D, as substituted by the Local Government Act, 2000 Section 97

Background Paper No	Author	Nature of Background Paper	Date

	Action	Priority	Reporting Officer	Quarter 1	Quarter 2	Quarter 3	Status	Direction
54	To consider the findings of the 2018/19 North Warwickshire Community Safety Partnership Strategic Assessment and, to work with the community including the Police, Town and Parish Councils and young people to improve public perception and public confidence by contributing towards the achievement of the partnership plan actions and targets for the 2018/19 strategic priorities of:-	Creating Safer Communities	Robert Beggs	A refresh of the Partnership Plan for 2018/19 is being prepared. A proposal by the Chair of the partnership to change the structure and working arrangements has been discussed at a Responsible Authorities meeting on the 12 July 18. A firm proposal is being prepared for wider consultation within the partnership.	Consultation with partners about the proposed partnership changes is taking place. Positive support is being expressed with some specific operational matters being raised for further consideration. The October NWCRAG meeting has helped provide some clarity about specific concerns. The proposal will need some refinement for implementation in the 2019/20 year.	The proposed changes to the Partnership structures and working arrangements will be considered further at the NWCRAG meeting arranged for March 19.	Green	➔
	Violent Crime - with a focus on domestic violence and abuse, sexual offences and drug and alcohol related	Creating Safer Communities	Robert Beggs	The levels of violence offences are continuing to increase in the first quarter with a 13% increase compared to the same period last year. The levels and proportion of domestic violence related offences are slightly higher in this period at 33% compared to 31% in 2017/18 overall. The number of sexual offences are lower in this period.	Increases in the levels of violence offences are continuing in the second quarter with a 9% increase overall compared to the same period last year. The levels and proportion of domestic violence with injury related offences are remaining at 33% compared to 31% in 2017/18 overall. The number of sexual offences are lower in this period. The increases in recorded violence offences is still being generated from improvements in recording practices and growth in offences related to harassment via social media.	The levels have increased during quarter three with 34 more offences than previous quarter. Overall the levels are nearly 13% higher compared to 2017/18. The partnership NWCRAG need to consider the profile of the recent increases. The levels of violence with injury related to domestic violence show a very small decrease in quarter 3. The overall levels are 33% of the total violence offences.	Amber	➔
	Anti-Social Behaviour	Creating Safer Communities	Robert Beggs	The levels of asb incidents are continuing to reduce with 21% less in this period. The Partnership ASB tasking & case management meeting held monthly monitors emerging trends and hot spot locations. Specific case management plans are prepared for higher risk victims.	The levels of asb incidents are continuing to reduce with 15% less in this period. The Partnership ASB tasking & case management meeting held monthly monitors emerging trends and hot spot locations. Specific case management plans are prepared for higher risk victims. there are current emerging hot spots or cases causing concern.	The levels of asb incidents are continuing to reduce with 10% less overall. Partnership ASB tasking & case management meeting held monthly monitors emerging trends and hot spot locations. Specific case management plans are prepared for higher risk victims. If there are current emerging hot spots or cases causing concern. Partnership work to respond to an emerging group of young people involved with incidents in Atherstone and Mancetter are being prepared. Work to address community concerns in Alvechurch is also being developed.	Green	➔
	Road Safety - with a focus on road traffic accidents resulting in killed or serious injuries	Creating Safer Communities	Robert Beggs	The road safety action plan will be refreshed and reported to the Safer Communities Sub Committee in December. An injunction to prevent street cruising has been granted. Work to prepare for the implementation of the injunction is underway. There has been 9 serious injuries and no fatalities in this period.	The road safety action plan will be refreshed and reported to the Safer Communities Sub Committee in December. An injunction to prevent street cruising has been granted. Work to install temporary signage for the injunction has been carried out. A potential breach of the injunction is being considered by Warwickshire Police. There has been 16 serious injuries and no fatalities during April to July 18.	The refresh of the road safety action plan has been delayed to March due to current capacity demands. An injunction to prevent street cruising is in place. Temporary signage has been installed. The legal process for potential breach of the injunction has been considered with Warwickshire Police. Slow Down Speed stickers for wheeled bins are being distributed via parish councils with support from SNT. There has been 36 serious injuries and 4 fatalities during April to November 18.	Amber	➔

	Action	Priority	Reporting Officer	Quarter 1	Quarter 2	Quarter 3	Status	Direction
	Crime in Rural Areas including targeting emerging trends and hot spot locations	Creating Safer Communities	Robert Beggs	<p>The Rural Watch Co-ordinator has arranged a crime prevention event for farmers in conjunction with the NFU held at Merevale Estate. The event included the launch of an agricultural vehicle sticker scheme with support from the PCC. The scheme will help the police identify potential stolen vehicles. Newsletters for the NFU and local parish councils are being prepared. Engagement with rural communities is ongoing with Fillongley, Anstey Common, Baxterley, Austrey and Birchmoor all being visited and events taking place. 21 victims of crime have received follow up appointments from the Rural Watch Co-ordinator.</p>	<p>The October report from the Rural Crime Officer shows continuing good progress with crime prevention activities and events. This includes van initiatives in Atherstone and Coleshill to prevent theft of tools, bike marking and community engagement events. Two community engagement events are being arranged in Atherstone and Coleshill in October and November.</p>	<p>The January report from the Rural Crime Officer shows continuing good progress with crime prevention activities and events. Crime prevention work has been carried out in Newton Regis highlighting thefts of lead and copper from Churches, Nether Whitacre is working towards becoming a supported village. Community engagement activities at Fillongley, Austrey, Shuttington, Atherstone, Coleshill and at Kingsbury Water Park with local farmers have been carried out. The National Rural Crime Day of Action was supported and 8 waste sites were visited with partners, 40 farms were visited providing rural crime packs and other activities were carried out. Training for wildlife crime has been attended along with Police SNT staff. Victims of crime and vulnerable premises are being visited. The Website and alerts are still being promoted with now over 70,000 hits since its launch.</p>	Green	↘
	In addition to the above priorities vulnerability will be considered as a cross cutting theme and residential burglary and hate crime being areas of concern. Reducing re-offending is considered to be a key part of the actions to address the priorities identified above	Creating Safer Communities	Robert Beggs	<p>Vulnerability of victims of anti social behaviour is assessed and discussed at the partnership case management meetings. Burglary residential is monitored at the Special Interest Group meetings and is a priority for the rural watch co-ordinator. The local Integrated Offender Management scheme monitors the identified offenders who are considered a higher risk of reoffending. Hate Crime offences are considered by a Hate Incident Partnership and periodically at the Special Interest Group.</p>	<p>Vulnerability of victims of anti social behaviour is assessed and discussed at the partnership case management meetings. Burglary residential is monitored at the Special Interest Group meetings and is a priority for the rural watch co-ordinator. The local Integrated Offender Management scheme monitors the identified offenders who are considered a higher risk of reoffending. Hate Crime offences are considered by a Hate Incident Partnership and periodically at the Special Interest Group.</p>	<p>Vulnerability of victims of anti social behaviour is assessed and discussed at the partnership case management meetings. Burglary residential is monitored at the Special Interest Group meetings and is a priority for the rural watch co-ordinator. The local Integrated Offender Management scheme monitors the identified offenders who are considered a higher risk of reoffending. Hate Crime offences are considered by a Hate Incident Partnership and periodically at the Special Interest Group.</p>	Green	↗
55	To continue working with partners to resolve Safer Neighbourhood issues, including, where necessary, taking action to address anti-social and nuisance behaviour	Creating Safer Communities	Robert Beggs	<p>A partnership problem solving approach is being developed with the local Safer Neighbourhood Teams. An emerging trends Police meeting has been changed to help facilitate this approach. The police have introduced recently a have your say opportunity. This enables local residents to vote for priorities to be addressed.</p>	<p>Input to a partnership problem solving plan for ASB related incidents in Dordon is taking place. A Partnership Problem Solving event has been arranged by the OPCC. The event included consideration of risks and vulnerability associated with modern day slavery.</p>	<p>A monthly Police and Partners Problem Solving meeting has now been established to cover the North of Warwickshire. This is highlighting emerging trends and updates to problem solving plans. Further engagement and input from partners will be developed through this process.</p>	Green	↘
56	To report on current CCTV camera usage and possible options for future deployment by December 2018	Creating Safer Communities	Robert Beggs	<p>A review of the existing mobile CCTV deployments is being carried out in conjunction with the Police. An allocation of £12,976 in the Partnership community safety grant has been made to contribute towards replacement of upgrades to the CCTV.</p>	<p>A review of the existing CCTV deployments has been carried out with the local Police SNT. An order to purchase new Nomad Mini HD cameras using License Plate Capture Devices is being prepared. This will include exchanging in two old unreliable domehawk cameras.</p>	<p>Two new Nomad Mini HD cameras have been ordered. One camera is now deployed at Alvecoke. The second camera is being held pending a conversion being completed at Fillongley. The revised SCC self assessment tool and data protection impact assessment templates are being completed for the CCTV deployments.</p>	Green	↘
57	Tackle fly-tipping in line with the Council's Action Plan through joint-working and cross-border co-operation with all relevant stakeholders and through increased promotion, monitoring, investigation and enforcement	Protecting our Countryside & Heritage	Richard Dobbs	<p>Fly tipping continues to be a major issue but is being effectively tackled through a combination of swift response times, covert surveillance, advertising & promotion and the issuing of FPNs and prosecution where possible.</p>	<p>A multi agency meeting has been held in September to start to refresh the action plan. New security cameras are being deployed at hot spot locations. Support from the Police Technical Support Unit has been requested to help prevent thefts or damage of the cameras. Recent footage has been shared with the Police showing potential criminal activities.</p>	<p>A refresh of the fly tipping action plan has been reported to the Safer Communities Sub Committee in December. Further consideration of the partnership approach to tackle fly tipping is being undertaken.</p>	Green	↘

	Action	Priority	Reporting Officer	Quarter 1	Quarter 2	Quarter 3	Status	Direction
58	To work in partnership to improve referrals and engagement with treatment services for drug and alcohol abuse and support the local Police Safer Neighbourhood Teams in tackling drug related offences.	Creating Safer Communities	Robert Beggs/Simon Powell	A launch of the new commissioned treatment services has been attended. Change Grow Live are the new provider for the treatment services. More detailed discussions will take place with the providers to ensure access and referrals are sustained. Work with the Police on Operation Alarity is ongoing to address local drug dealing networks within the Atherstone area .	Work with the Police on Operation Alarity is ongoing to address local drug dealing networks within the Atherstone area . A reduction in activity has been seen in recent weeks. A representative from Change Grow Live has attended the NWCSP RAG meeting. This will be followed up with the potential to support their activities across the borough.	The impact of Operation Alarity has been publicised by the Police. This highlights success in responding to county lines related criminal activities. The Council's Housing Division are making a significant contribution towards addressing individuals who are involved in this whenever possible.	★ Green	↔
59	To work in partnership with the Highways Authority, Highways England and other partners to improve both the appearance and safety of the Borough's main roads. To work with partners so as to reduce the number of fatalities and injuries on roads in North Warwickshire (see also Safer Communities priorities)	Protecting our Countryside & Heritage	Robert Beggs	Ongoing dialogue with the relevant partners is taking place to build upon existing partnership work to improve the road safety across the borough. More road safety audits are now being requested by the Highways Authority WCC for new developments.	Ongoing dialogue with the relevant partners is taking place to build upon existing partnership work to improve the road safety across the borough. More road safety audits are now being requested by the Highways Authority WCC for new developments.	The enforcement of the Street Cruising Injunction has been further considered with the Police to ensure that the due legal process is followed appropriately. A report highlighting the extent of extractions in North Warwickshire by the Fire & Rescue Service has been highlighted to the Safer Communities Sub Committee in December.	★ Green	↗