

**To: The Chairman and Members of the
Safer Communities Sub-Committee**

**(Councillors Reilly, D Clews, Davey, Farrow, Gosling,
Jordan, Moss, Osborne, Parker, Parsons and Singh)**

For the information of the other Members of the Council

**For general enquiries please contact Democratic Services
on 01827 719221 or via e-mail:
democraticservices@northwarks.gov.uk**

**For enquiries about specific reports please contact the
officer named in the reports.**

**This document can be made available in large print and
electronic accessible formats if requested.**

SAFER COMMUNITIES SUB-COMMITTEE

21 MARCH 2022

The Safer Communities Sub-Committee will meet on Monday 21 March 2022 at 6.30pm in the Council Chamber at The Council House, South Street, Atherstone, Warwickshire.

The meeting can also be viewed on the Council's YouTube channel at [NorthWarks - YouTube](#).

AGENDA

- 1 **Evacuation Procedure.**
- 2 **Apologies for Absence / Members away on official Council business.**
- 3 **Disclosable Pecuniary and Non-Pecuniary Interests.**

- 4 **Minutes of the meeting of the Sub-Committee held on 15 November 2021** – copy herewith, to be approved as a correct record and signed by the Chairman.

5 **Public Participation**

Up to twenty minutes will be set aside for members of the public to put questions to elected Members.

Members of the public wishing to address the Board must register their intention to do so by 9:30am two working days prior to the meeting. Participants are restricted to five minutes each.

If you wish to put a question to the meeting, please register by email to democraticservices@northwarks.gov.uk or telephone 01827 719221/719226/719237.

Once registered to speak, the person asking the question has the option to either:

- (a) attend the meeting in person at the Council Chamber;
- (b) attend remotely via Teams; or
- (c) request that the Chair reads out their written question.

If attending in person, precautions will be in place in the Council Chamber to protect those who are present however this will limit the number of people who can be accommodated so it may be more convenient to attend remotely.

If attending remotely an invitation will be sent to join the Teams video conferencing for this meeting. Those registered to speak should dial the telephone number and ID number (provided on their invitation) when joining the meeting to ask their question. However, whilst waiting they will be able to hear what is being said at the meeting. They will also be able to view the meeting using the YouTube link provided (if so, they made need to mute the sound on YouTube when they speak on the phone to prevent feedback).

ITEMS FOR DISCUSSION AND DECISION (WHITE PAPERS)

- 6 **North Warwickshire Community Safety Partnership Update – Report of the Chief Executive**

Summary

This report provides Members with an update on recent activities with the North Warwickshire Community Safety Partnership. The report includes information about progress with the agreed priorities from the Strategic Assessment 2020/21 and latest crime statistics.

The Contact Officer for this report is Julie Taylor (719437).

- 7 **North Warwickshire Improving Road Safety Action Plan Progress Report – Report of the Chief Executive**

Summary

This report provides Members with an update on the progress with the North Warwickshire Road Safety Action Plan. The report also outlines recent road safety developments and feedback from the Warwickshire Road Safety Partnership Operational Board held in October 2021.

The Contact Officer for this report is Julie Taylor (719437).

STEVE MAXEY
Chief Executive

NORTH WARWICKSHIRE BOROUGH COUNCIL

**MINUTES OF THE SAFER COMMUNITIES
SUB-COMMITTEE**

15 November 2021

Present: Councillor Riley in the Chair.

Councillors D Clews, Davey, Gosling, Jordan, Moss, Parker and Singh.

Apologies for absence were received from Councillors Farrow, Osbourne and Parsons.

9 Disclosable Pecuniary and Non-Pecuniary Interests

None were declared at the meeting.

10 Minutes of the Meeting of the Safer Communities held on 28 June 2021

The minutes of the meeting held on 28 June 2021, copies having been previously circulated, were approved as a correct record and signed by the Chairman.

11 Fly Tipping Progress Report

Members were provided with an update on progress on the action plan for tackling fly tipping across the Borough.

Resolved:

That the progress made and the updates for the action plan as detailed in the report of the Chief Executive be noted.

12 North Warwickshire Community Safety Partnership Update

The Chief Executive provided Members with an update on recent activities with the North Warwickshire Community Safety Partnership. The report included information about progress with the agreed priorities from a Strategic Assessment 2020/21 and latest crime statistics.

Resolved:

a That consideration was given to the update and identified areas for further scrutiny and consideration; and

b That progress of the revised North Warwickshire Community Safety Partnership Plan 2021/22 be noted.

13 North Warwickshire Improving Road Safety Action Plan Progress Report

Members were provided with an update on the progress with the North Warwickshire Road Safety Action Plan. The report also outlined recent road safety developments and feedback from the Warwickshire Road Safety Partnership Operational Board held in April 2021.

Resolved:

That the report be noted.

14 Fear of Crime – Chairman’s Update

The Chair of the Sub-Committee updates Members on the Fear of Crime and a discussion ensued on what the Sub-Committee could do to further to work on this.

Resolved:

That an item be included on the agenda for the next meeting of the Sub-Committee on the Perceptions of Safety so that further discussion could take place with a view to addressing this issue.

Councillor D Reilly
Chair

Agenda Item No 6

Safer Communities Sub-Committee

21 March 2022

North Warwickshire Community Safety Partnership Update

Report of the Chief Executive

1 Summary

- 1.1 This report provides Members with an update on recent activities with the North Warwickshire Community Safety Partnership.
- 1.2 The report includes information about progress with the agreed priorities from the Strategic Assessment 2020/21 and latest crime statistics.

Recommendation to the Sub-Committee

- a That Members consider the update and identify any areas for further scrutiny and consideration; and**
- b Members note progress of the North Warwickshire Community Safety Partnership Plan 2021/22.**

2 Consultation

- 2.1 Consultation has taken place with the relevant Members and any comments received will be reported at the meeting.

3 Background

- 3.1 The Sub-Committee has previously received reports from the North Warwickshire Community Safety Partnership regarding progress with the actions included in the partnership plan. The last report was received in November 2021.

... 3.2 Attached at Appendix A is a copy of quarter 3 Community Safety Performance Monitoring Report for the 2020/21 year along with the latest Community Safety Partnership Plan at Appendix B.

- 3.3 The Sub Committee will note that the CSP priorities were agreed as part of the Strategic Assessment process. These were previously reviewed annually but will now be done every 4 years (although the first cycle is 3 years in length) which means that the current priorities will remain in place until March 2024.

- 3.4 The priorities will then be reviewed, and new priorities agreed based on the new Strategic Assessment report. Warwickshire County Council later this year will be holding Countywide MoRiLE scoring sessions which enable discussions to be had to identify any new/emerging issues across the County. The district CSP's will be informed of any specific emerging issues and present these to their Q3 22/23 CSP Board where board members can decide whether to add it to the priorities. The intention is not to remove any priorities at that point, just to add any new ones, if needed.
- 3.5 The quarter 3 report provides an overview of recorded crime and disorder in north Warwickshire and shows the following position, comparing back over the last 12 months plus three-year average. It must be noted that the worldwide COVID-19 pandemic and consequent lockdowns occurred throughout 2020/21 and as such any comparisons to this period must take account of irregular trends during this time.
- **Violent Crime** - Violence with injury offences have dropped below the 3-year average for the borough during quarter 3, although remaining higher than last year. In comparison, violence without injury remains a risk area for the CSP with volumes remaining high.
 - Domestic abuse related violence has seen only small increases compared to the 3-year average during this quarter. In addition, volumes have slightly reduced in Q3 compared to Q2 this year, and this is despite seasonal trends which would normally indicate higher volumes over the Christmas period. This may suggest a lack of willingness to report offences or a genuine reduction in offences occurring.
 - **Knife Crime** - offences involving a knife continue to be lower than the 3-year average for North Warwickshire Borough. However, it is evident that section 18 wounding offences remain a risk area for the CSP, due to continued higher volumes than the 3-year average and the seriousness of this offence. There is no update from YJS for this quarter at the time of writing.
 - **Alcohol related violence** – Violent offences involving alcohol have increased compared to last year although much of Q3 last year involved a national lockdown over the festive season limiting opportunities for this type of violence to occur. Less than 10% of all violence involved alcohol in the borough this quarter suggesting that this is not a significant motivating factor.
 - **Other Sexual Offences** – volumes of offences have more than doubled in Q3 compared to last year, with increases also compared to previous quarters. This suggests a possible emerging issue in the borough, with most offences being 'current' (i.e., not historical). ***It is recommended that further research is carried out to understand this issue.***
 - **Serious Acquisitive Crime** – All areas of serious acquisitive crime remain at much lower volumes than in previous years. However, seasonal trends suggest higher volumes are likely to occur during Q3 and Q4, and this

does appear to be the case for vehicle crime during Q3, compared to Q2. Therefore, it is likely that volumes of these offences will continue to increase during Q4, although remaining below levels seen in previous years. ***It is recommended that the CSP plan activity to prevent increases in vehicle crime during Q4.***

- **Rural Crime** – Data for December 2021 is not yet available and as such the Q3 figure is not a full total. However, offences recorded as part of the Rural and Wildlife Crime Strategy continue to remain much lower than the long-term trend, with quarter-on-quarter reductions in line with seasonal trends.
- **Killed and Seriously Injured** – After the spike in KSIs in August 2021 during Q2, volumes have returned to similar levels seen last year during Q3. Indeed, volumes of KSIs remain below the 3-year average. There were no fatal incidents this quarter
- **Perception of Crime** – available data from the Street Safe* tool indicates that 22% of the 360 responses in Warwickshire between 2nd September and 18th January 2022 related to areas in North Warwickshire Borough (79 responses). Key findings are:
 1. Many reports came from the northern part of the borough.
 2. Badly lit areas were the most prominent environmental concern.
 3. Where stated, ‘verbal harassment from groups of strangers’ and/or ‘feeling like you are being followed’ were the main behavioural concerns.
 4. Evenings and overnight (from 4pm onwards) were the most likely time for incidents to occur.

Analysis as part of the Safer Streets project has also identified 3 hotspots for responses – Newton, Regis, and Warton Ward, Polesworth/Dordon and Coleshill/Water Orton.

- **Reoffending rates** in the borough are continuing to increase, moving closer to the county average, and indicating a possible emerging issue for the district. Despite a peak in the number of reoffences per reoffender in 2018, the overall trend shows that those who do reoffend in the borough are less likely to commit more reoffences than the county average.
- **Exploitation** - Overall data relating to referrals and identification of child exploitation and MSHT remains very low in the borough. As highlighted in the Q2 report, this may suggest a lack of identification and awareness. Although referrals to Children and Families Front Door (previously MASH) from North Warwickshire Borough are at the lowest in the county, volumes have increased this quarter despite all other CSP areas showing reductions. ***It is recommended that awareness raising activities are considered in the borough.***
- **Schools Exclusions** - Persistent absence from school continues to be an issue for the borough, with the highest rates in the county for secondary schools and the second highest for primary schools. Permanent and fixed

term exclusion rates for secondary school pupils in the borough are at some of the highest in Warwickshire, above the county average.

- **Substance Misuse** –There have not been any referrals to Compass during Q2 and Q3 for North Warwickshire Borough. There are no updates available from CGL for this quarter at the time of writing.
- **Domestic Abuse** – Domestic abuse offences have reduced in the borough during this quarter compared to Q2, and this trend is also reflected in referrals to Refuge. However, volumes remain higher than last year. In comparison, referrals to DACS have increased to 30 referrals during Q3 this year.
- **Hate crime** – After the worryingly high volumes of hate crime in the borough and indeed across the county during Q1&2, volumes have now reduced in Q3. However, they remain at higher levels than the 3-year average, indicating that this is still an area of concern for the CSP. Racist related hate crime remains the main type of hate crime in the borough.
- **Positive areas** - The North Safer Neighbourhood Team has seen reductions in areas of concern during this quarter, compared to last year. This is most significant in violence without injury offences (-8 offences) and hate offences (-6).
- **Areas of concern** - The risk areas for Section18 offences this quarter are Atherstone Central Ward (+3 offences) and almost all wards in the West SNT area.
- Almost all wards in the South and West SNT areas have seen increases in violence without injury offences compared to last year, most notably in Fillongley Ward (+11 offences) and Hurley and Wood End Ward (+7).
- **Personal ASB** - For the first time this year, personal ASB is showing increases compared to the 3-year average (5.2% increase, equivalent to 2 incidents above the 3 years quarterly average of 45). This is despite the absence of multiple days of ASB data that is currently missing from the totals for December 2021 which may increase personal ASB volumes even further. ***This represents a possible emerging issue for the CSP, and the table shows that Atherstone Central Ward is an area of concern here. It is recommended that the specific locations are identified, and vulnerabilities assessed.***

4 Partnership Plan 2020/21 – Quarter 3 Updates

- 4.1 The North Warwickshire Community Safety Partnership has a statutory requirement to prepare a Partnership Plan based upon the findings of the annual Strategic Assessment. The existing Partnership Plan has been reviewed and updated in line with the agreed priorities and recommendations identified in the 2021/22 Strategic Assessment.

- 4.2 The North Warwickshire Responsible Authorities Group agreed the priorities and the updated Partnership Plan at its meeting on the 23 June 2021.
- 4.3 Attached at Appendix B is the current Partnership Plan 2021/22 and include individual partnership plan updates.
- 4.4 Chaired by Allison Wiggin, Problem Solving Meetings are held monthly when problem solving plans are discussed. These are informed by the latest crime statistics, any emerging issues raised by partners and the Police. The latest meetings considered issues around Atherstone Road, Hartshill, alongside rising levels of bike nuisances, fly tipping and developing a plan to address youth related anti-social behaviour in the parishes of Hartshill and Arley. Updates are included below:
- Operation Alarity has reduced the level of activity of county lines drug dealing in North Warwickshire however there has been some concern around young people and Hartshill School. There is ongoing work at local schools and as part of the County Lines Intensification Week commencing 7 March 2022 a poster and stickers are being produced to display in schools as a screen saver on school computers as well as distributed to youth groups. A poster will also be prepared and circulated to parish councils, job centre, pharmacies.
 - Operation Array has now closed however following an increase again in the number of reports of off-road bike nuisances at various locations more targeted work has taken place. The Rural crime Team has held an organised weekend patrolling local known spots. The work was very successful and as a result a further weekend is planned this month. It was often people outside of the area as opposed to local people causing the ASB.
 - Work on the review of the Street Cruising Injunction is being revisited again following a judgement on a national case that was overturned.
 - Production of seasonal trends data has been compiled to help inform campaign work and crime prevention activities over the next 12 months.
 - A couple of crime prevention engagement events have been held at Warton/Austrey and Polesworth to address a spike in vehicle crime
 - An internal fly tipping group has been established at NWBC to try and identify a camera solution for this environmental crime. Hot spots include Folly Lane, Baddesley Ensor, Grange Road, Hartshill & Packington Lane (Coleshill). The project will look at signage, camera's, investigations, case interviews & prosecution plus a social media campaign to try and address the problem. An application has also been made to the Police and Crime Commissioner to re-direct some existing funding to support this project.
 - Ask for Angela is the name of a campaign in England that started in 2016 that is used by bars and other venues to keep people safe from sexual assault by using a codeword to identify when they are in danger or are in an uncomfortable situation. When an establishment uses this program, a

person who believes themselves to be in danger can ask for Angela, a fictitious member of the staff. The staff will then help the person get home discreetly and safely by either escorting them to a different room, calling them a taxi and escorting them to it, or by asking the other party member to leave the establishment. The programme is being rolled out in North and will target priority locations first.

- **Community Safety Social media messages** - Examples include:

Campaigns	Date
Free Catalytic Converter Marking messages	December - February
Drink spiking messages on weekends	December- January
Domestic abuse messages	December- January
The County 31 days of Christmas social media messages	December
Pick Pocketing messages leading up to Christmas	December
Vehicle Crime Prevention messages, Drink spiking messages	November - January
Avoiding becoming a victim of burglary 'Darker Nights'	November
the Hate Crime Awareness Week (Oct),	October
Promotion of 'Warwickshire Connected'	Ongoing

4.5 The multi-agency anti-social behaviour tasking and case management meetings continue to be held monthly. The latest meeting was held in February. There have seen some new case management plans discussed.

4.6 The table below indicates the number of ASB powers and interventions that are in place in North Warwickshire and are representative of good partnership arrangements to address criminal activity in a coordinated way. In summary

ASB Powers	Feb 2022
Civil Injunction	4
Criminal Behaviour Order	1
Target Gathering	1
Acceptable Behaviour Contract	6
Community Protection Warnings	2
Community Protection Notices	0
Closure orders	1
Parental Responsibility Contracts	0
Locations	1
Case Management	8

5. Community Safety Grant 2021/22

5.1 The Police and Crime Commissioner has confirmed the allocations to the Warwickshire Community Safety Partnerships. Following discussions with representatives of the partnerships across Warwickshire a co-ordinated response to the reductions was agreed. The allocation for the North Warwickshire Community Safety Partnership is as expected to be £22,469.00 a reduction of £9,922.00 from the 2020/22 allocation of £32,391.00.

5.2 The community safety grant will support the following:

Revenue Costs	Amount requested
Targeted youth education addressing exploitation-including risk of county-lines, knife crime tier 1 universal	£3,000.00
Domestic Abuse Services	£10,000.00
Local community safety projects/ Emerging trends priorities	£4,469.00
Safer Warwickshire Officer	£5,000.00
A=Total Revenue Costs:	£22,469.00

6 Safer Warwickshire Officer

6.1 As reported at the last meeting the Community Safety Partnership planned to support the pilot of the Safer Warwickshire Officer in North Warwickshire. An initial allocation of funding of £5,000 from the community safety grant allocation in 2021/22 had been made to help deliver specific initiatives arising from the work of the new role. Work on recruiting to the post has been delayed and sadly did not proceed. A request was made to the OPCC to use the remaining funds for a fly tipping project that has been approved and highlighted above.

6.2 The CSP has made an application for three projects from the Community Safety 2022/3 grant application. The fund's total £23,000 and includes:

- **Serious Violence Mentoring Programme (£3k)**

In brief the programme has two critical elements. Firstly, to identify and train skilled mentors who can work with young people aged 14-25 who are at risk of becoming involved in serious violent lifestyles and secondly the programme will identify and train local people who will become community mentors. Community mentors will be offered training and support and will be involved in voluntary mentoring under the supervision of our training provider and our skilled mentors.

- **Local Community Safety Fund (£5k)**

The local community safety fund is money available that can be used to help deliver against the North Warwickshire Community Safety priorities by supporting initiatives/interventions that reduce crime in line with the partnerships core priorities including (but not exclusive):

- Violent Crime - With a focus on knife crime, domestic violence and alcohol related violence.
- Serious Acquisitive Crime- With a focus on residential burglary dwelling, vehicle crime and personal robbery.
- Rural Crime - Based upon the rural and wildlife crime strategy definition.
- Road Safety - With a focus on traffic accidents resulting in killed and serious injuries.

- **Safer Communities Rural Partnership Officer (£15k)**

Whilst North Warwickshire is a safe place to live, work and visit the fear of crime remains particularly high therefore the proposal is to appoint a dedicated person to create a recognisable presence in communities to coordinate and support community safety events whilst helping deliver the partnership priorities. The post will help to reduce crime by connecting and creating cohesive communities and identifying what matters locally to help understand the complexities that create the fear of crime in North Warwickshire. By connecting and strengthening communities the Partnership will improve community resilience by,

- supporting the elderly and vulnerable by aiding, advice, and support,
- fostering community cohesion and wellbeing,
- assisting with navigating to other services that help support a better quality of life,
- promoting community involvement,
- addressing social inclusion, especially among young people

The postholder will also be expected to set up events promptly should there be a spike in criminal behaviour observed locally.

The approach will focus on public reassurance, Safer Streets, Women and Children and work such as County-Lines as well as deter anti-social behaviour.

7 **Summary**

- 7.1 Members are requested to note the report and the progress updates provided by the North Warwickshire Community Safety Partnership and identify any areas for further consideration.

8 **Report Implications**

8.1 **Finance and Value for Money Implications**

- 8.1.1 The reduction of £9,922.00 in the 2021/22 community safety grant for North Warwickshire will make it more difficult to support individual community safety projects and has resulted in some difficult conversations about future long-term projects and how these will be funded.

8.2 Safer Communities Implications

8.2.1 These are set in the report and the appendices.

8.3 Legal, Data Protection and Human Rights Implications

8.3.1 Community Safety Partnerships were introduced by the Crime and Disorder Act 1998 and most recently amended by the Policing and Crime Act 2009. It is a requirement that the Council works with the police, the fire and rescue authority and the county council to implement a strategy for the reduction of crime. The recommendations in this report and the revised partnership plan contribute to the discharge of that requirement.

8.3.2 The deployment of CCTV and ANPR cameras are subject to several legal provisions, including the Protection of Freedoms Act, General Data Protection Regulation, Human Rights Act, and others. The deployment is also subject to guidance prepared by the Information Commissioner's Office and the Surveillance Camera Commissioner.

8.3.3 The Council is required to have a committee that scrutinises the crime and disorder work of various organisations within the Borough. The Council has decided that this Committee will fulfil that requirement.

8.4 Environment and Sustainability Implications

8.4.1 By working to reduce crime and disorder, the partnership is contributing towards improving the quality of life for residents, businesses, and visitors to North Warwickshire.

8.5 Health Implications

8.5.1 The work of the partnership has several synergies with contributing towards healthier communities. These include tackling violent crime, supporting victims of domestic abuse, tackling alcohol and drug misuse, and reducing anti-social behaviour.

8.6 Risk Management Implications

8.6.1 The Community Safety Partnership Strategic Assessment includes risk analysis of risk and harm. The analysis uses an adapted Association of Chief Police Officers' Model (ACPO 3 PLEM). This is a basis scoring matrix for levels of harm. The assessment also includes consideration of a Management of Risk in Law Enforcement (MORILE) matrix. The key risks for the partnership are identified within the strategic assessment prepared each year.

8.7 Equality Implications

8.7.1 The work of the partnership includes several activities which contribute towards equality objectives. These include support services for victims of domestic abuse, reducing repeat victimisation, monitoring of hate crimes and rehabilitation of offenders.

8.8 Links to Council's Priorities

8.8.1 The Council has a priority for creating safer communities.

The Contact Officer for this report is Julie Taylor (719437).



Notes to this report:

This is the latest in a series of quarterly reports produced for the North Warwickshire Community Safety Partnership, providing an overview of recorded crime and disorder data.

Included in this report is data obtained from partners relating to the North Warwickshire Priorities for 2021-2025, as shown in the graphic on this page.

Comparisons to last year and a 3 year average are included in this report following the colour coding method of:

- Green** = greater than 5% reduction
- Amber** = within +/- 5%
- Red** = greater than 5% increase

It must be noted that the worldwide COVID-19 pandemic and consequent lockdowns occurred throughout 2020/21 and as such any comparisons to this time period must take into account irregular trends during this time.

As of Q2 2021 additional partner data has been included to provide CSPs with a broader overview of trends relating to the priorities. As this is a new process, some data comparisons may not yet be available.

The figures should not be reproduced outside of the Partnership without permission from the owners of the data.

Report produced by: Sarah Parker and Helen Parker, CSP Analysts, Warwickshire Business Intelligence, January 2021, businessintelligence@warwickshire.gov.uk

Sources:

- *Police Crime and incidents - ATHENA Crime Information System, STORM Incident System, Warwickshire Police, January 2022 - ASB Caveat - Due to a technical issue at Warwickshire Police with the link between STORM and Business Objects, incident data is incomplete and will be rectified in due course.*
- *Schools Exclusions - School Census Collections of all state-funded schools based on school location, Business Intelligence (Education), WCC (2019/20 - This academic year was severely affected by the pandemic with schools closed to the majority of pupils due to national lockdowns. Caution should be used when comparing it to previous or future years; 2020/21 (Aut & Spr terms only) - Data is only available for the Autumn and Spring terms. Full 2020/21 academic year data was not available at the time of publishing Q3 reports.*
- *MASH Referrals now Children and Families Front Door Referrals- - Business Intelligence, WCC. Contacts have been excluded. Each child within each Contact and Referral is counted as one. District is based on the District as recorded within the form. This is based on the date of contact as recorded within the form.*
- *CE Missing and Trafficking Framework – Business Intelligence (Children and Families), WCC*
- *Cyber Fraud – Action Fraud*
- *Youth Justice Cohort information – YJS*
- *Substance Misuse – CGL Warwickshire and Compass Warwickshire*
- *Domestic Abuse – Refuge and DACs; MARAC Performance Data*
- *Rural Crime according the Rural and Wildlife Crime Strategy – Rural Crime Officer, Warwickshire Police*
- *Reducing Reoffending - <https://www.gov.uk/government/statistics/proven-reoffending-statistics-january-to-december-2019>, based on Jan 19-Dec 19*
- *Hospital Emergency Statistics- Public Health Analysts, BI, WCC. The data only presents attendance at A&E where a field called 'patient group' has recorded the reason for the Accident and Emergency Episode as 'assault'. The majority of reasons are coded as 'other than above'. Therefore, the figures given are likely to be an under estimate of attendance at A&E where the cause is violence/assault/ knife crime etc.*
- *KSIs – WCC Road Safety Team*
- *Streetsafe - <https://knowledgehub.group/group/streetsafe/dashboard>*

North Warwickshire CSP Priorities for 2021-2025





Performance – North Warwickshire CSP Priority – 1) Violent crime with a focus knife crime, domestic abuse and alcohol related violence

Indicator	Q1 2021/22	Q1 2020/21	Q1 vs same period 20/21	Q1 Comparison to 3 year average	Q2 2021/22	Q2 2020/21	Q2 vs same period 20/21	Q2 Comparison to 3 year average	Q3 2021/22	Q3 2020/21	Q3 vs same period 20/21	Q3 Comparison to 3 year average
Violence with injury	146	119	22.7%	9.5%	152	159	-4.4%	6.8%	120	114	5.3%	-6.3%
Violence with injury - domestic abuse flag	55	54	1.9%	0.6%	54	51	5.9%	3.8%	44	33	33.3%	4.8%
Violence with injury - domestic abuse flag - as a % of total violence with injury	38%	45%	-7.7%	-3.3%	36%	32%	3.5%	-1.0%	37%	29%	7.7%	3.9%
Violence with injury - alcohol related flag	14	16	-12.5%	-28.8%	12	25	-52.0%	-39.0%	15	7	114.3%	-10.0%
Violence without injury	333	273	22.0%	40.7%	293	296	-1.0%	14.9%	287	270	6.3%	10.0%
Violence without injury - domestic abuse flag	127	118	7.6%	24.1%	112	114	-1.8%	9.8%	109	103	5.8%	2.5%
Violence without injury - domestic abuse flag - as a % of total violence without injury	38%	43%	-5.1%	-5.1%	38%	39%	-0.3%	-1.8%	38%	38%	-0.2%	-2.8%
Violence without injury - alcohol related flag	26	15	73.3%	100.0%	13	12	8.3%	-7.1%	21	12	75.0%	1.6%
Violence with and without injury - alcohol related flag	40	31	29.0%	-63.4%	25	37	-32.4%	-81.6%	36	19	89.5%	-70.6%
Rape	16	9	77.8%	60.0%	6	10	-40.0%	-40.0%	11	10	10.0%	-17.5%
Other sexual offences	27	24	12.5%	28.6%	22	22	0.0%	-12.0%	35	17	105.9%	69.4%
Section 18 Wounding	15	5	200.0%	125.0%	12	11	9.1%	28.6%	13	11	18.2%	50.0%
Section 20 Wounding	11	3	266.7%	106.3%	5	2	150.0%	66.7%	5	7	-28.6%	-40.0%
Knife Crime	4	1	300.0%	60.0%	5	4	25.0%	0.0%	2	7	-71.4%	-69.2%

Violent Crime - Violence with injury offences have dropped below the 3 year average for the borough during quarter 3, although remaining higher than last year. In comparison, violence without injury remains a risk area for the CSP with volumes remaining high. **Domestic abuse related violence** has seen only small increases compared to the 3 year average during this quarter. In addition, volumes have slightly reduced in Q3 compared to Q2 this year, and this is despite seasonal trends which would normally indicate higher volumes over the Christmas period. This may suggest a lack of willingness to report offences or a genuine reduction in offences occurring.

Knife Crime - offences involving a knife continue to be lower than the 3 year average for North Warwickshire Borough. However, it is evident that **section 18 wounding offences** remain a risk area for the CSP, due to continued higher volumes than the 3 year average and also the seriousness of this offence. There is no update from YJS for this quarter at the time of writing.

Alcohol related violence – Violent offences involving alcohol have increased compared to last year although much of Q3 last year involved a national lockdown over the festive season limiting opportunities for this type of violence to occur. Less than 10% of all violence involved alcohol in the borough this quarter suggesting that this is not a significant motivating factor.

Other Sexual Offences – volumes of offences have more than doubled in Q3 compared to last year, with increases also compared to previous quarters. This suggests a possible emerging issue in the borough, with the majority of offences being ‘current’ (i.e. not historical). *It is recommended that further research is carried out to understand this issue.*



Performance – North Warwickshire CSP Priority – 2) Serious Acquisitive Crime focusing on residential burglary (dwelling), vehicle crime and personal robbery
3) Rural crime based on the rural and wildlife crime strategy definition

Indicator	Q1 2021/22	Q1 2020/21	Q1 vs same period 20/21	Q1 Comparison to 3 year average	Q2 2021/22	Q2 2020/21	Q2 vs same period 20/21	Q2 Comparison to 3 year average	Q3 2021/22	Q3 2020/21	Q3 vs same period 20/21	Q3 Comparison to 3 year average
Serious Acquisitive Crime Total	107	123	-13.0%	-35.2%	97	126	-23.0%	-47.8%	136	170	-20.0%	-38.9%
<i>Theft of Vehicle</i>	29	31	-6.5%	-17.9%	19	34	-44.1%	-60.1%	40	54	-25.9%	-22.6%
<i>Theft from Vehicle</i>	45	59	-23.7%	-43.8%	43	52	-17.3%	-44.4%	67	84	-20.2%	-36.4%
<i>Residential burglary (dwelling)</i>	26	25	4.0%	-37.6%	31	35	-11.4%	-40.8%	27	26	3.8%	-50.6%
<i>Personal Robbery</i>	7	8	-12.5%	-12.5%	4	5	-20.0%	-52.0%	2	6	-66.7%	-81.8%
Rural Crime Offences	61	132	-53.8%	-36.1%	53	85	-37.6%	-15.2%	37	68	-45.6%	-36.2%

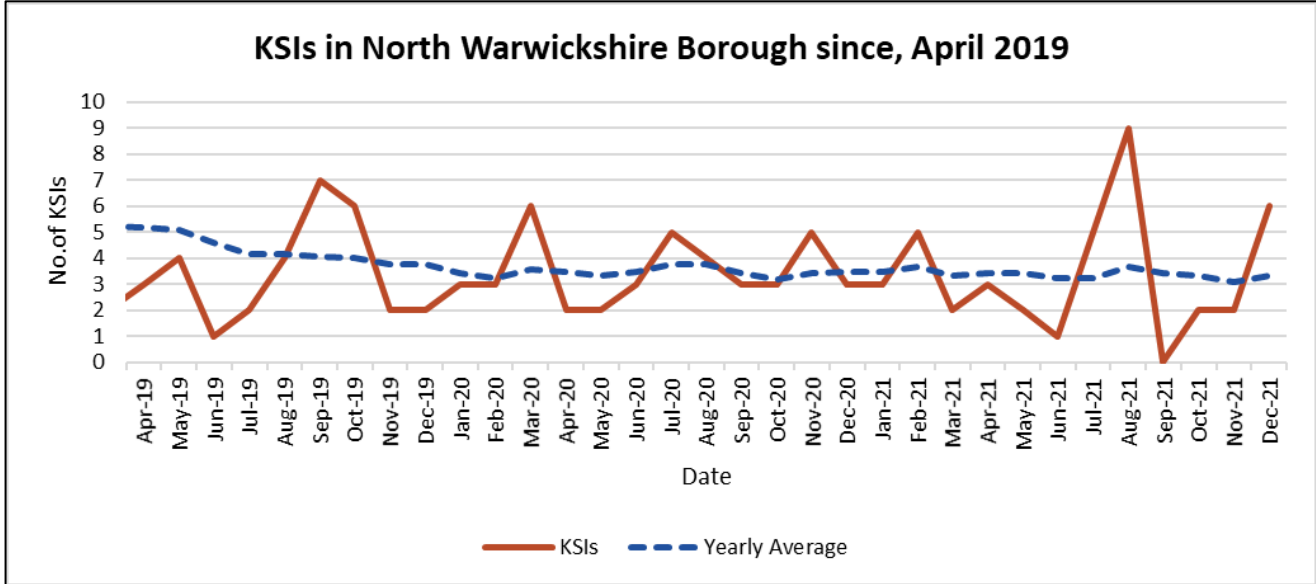
Serious Acquisitive Crime – All areas of serious acquisitive crime remain at much lower volumes than in previous years. However, seasonal trends suggest higher volumes are likely to occur during Q3 and Q4, and this does appear to be the case for vehicle crime during Q3, compared to Q2. Therefore, it is likely that volumes of these offences will continue to increase during Q4, although still remaining below levels seen in previous years. *It is recommended that the CSP plan activity to prevent increases in vehicle crime during Q4.*

Rural Crime – Data for December 2021 is not yet available and as such the Q3 figure is not a full total. However, offences recorded as part of the Rural and Wildlife Crime Strategy continue to remain much lower than the long term trend, with quarter on quarter reductions in line with seasonal trends.



Performance – South Warwickshire CSP Priority – 4) Road Safety with a focus on road traffic accidents resulting in Killed or Seriously Injured (KSI)

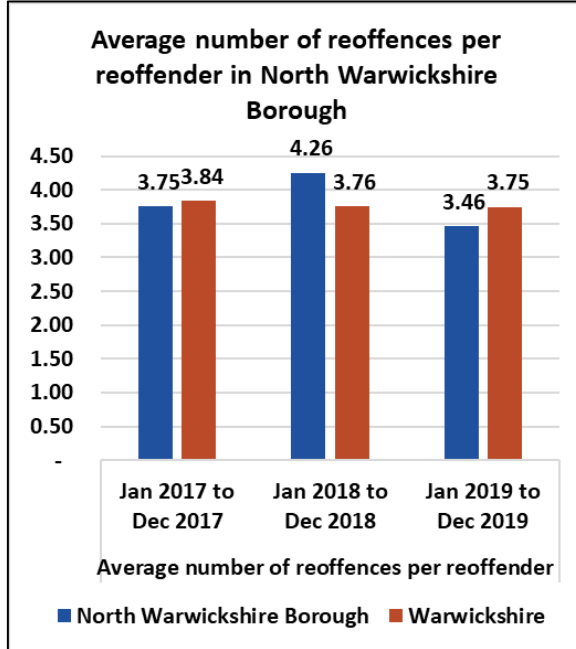
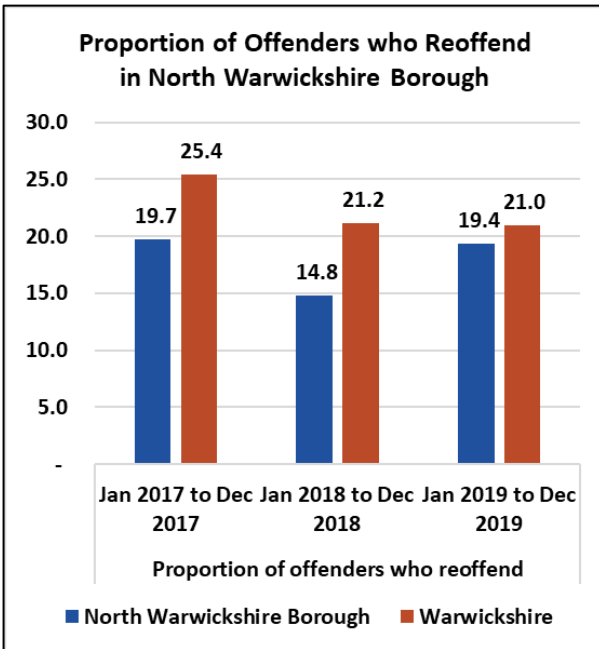
Indicator	Q1 2021/22	Q1 2020/21	Q1 vs same period 20/21	Q1 Comparison to 3 year average	Q2 2021/22	Q2 2020/21	Q2 vs same period 20/21	Q2 Comparison to 3 year average	Q3 2021/22	Q3 2020/21	Q3 vs same period 20/21	Q3 Comparison to 3 year average
People killed or seriously injured in road traffic accidents	6	7	-14.3%	-41.9%	14	12	16.7%	2.3%	10	11	-9.1%	-75.0%
<i>Fatal</i>	0	0	-100.0%	-100.0%	2	0	-100.0%	125.0%	0	1	-100.0%	-100.0%
<i>Serious</i>	6	7	-14.3%	-37.9%	12	12	0.0%	-10.0%	10	10	0.0%	-71.7%



КСI – After the spike in KSIs in August 2021 during Q2, volumes have returned to similar levels seen last year during Q3. Indeed volumes of KSIs remain below the 3 year average. There were no fatal incidents this quarter.



**Performance – North Warwickshire CSP Cross-Cutting Theme – Reducing Reoffending
Public Perception of Crime**

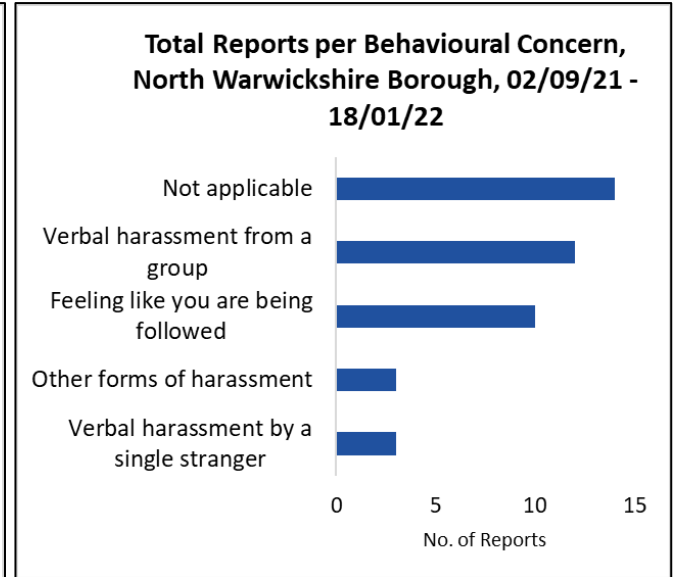
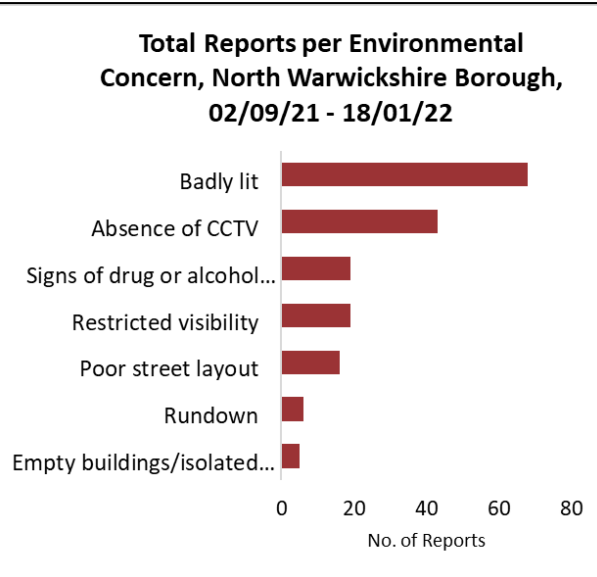


Reoffending rates in the borough are continue to increase, moving closer to the county average and indicating a possible emerging issue for the district. Despite a peak in the number of reoffences per reoffender in 2018, the overall trend shows that those who do reoffend in the borough are less likely to commit more reoffences than the county average.

Perception of Crime – available data from the StreetSafe* tool indicates that 22% of the 360 responses in Warwickshire between 2nd September and 18th January 2022 related to areas in North Warwickshire Borough (79 responses). Key findings are:

- The majority of reports came from the northern part of the borough.
- Badly lit areas were the most prominent environmental concern.
- Where stated, ‘verbal harassment from groups of strangers’ and/or ‘feeling like you are being followed’ were the main behavioural concerns.
- Evenings and overnight (from 4pm onwards) were the most likely time for incidents to occur.

Analysis as part of the Safer Streets project has also identified 3 hotspots for responses – Newton, Regis and Warton Ward, Polesworth/Dordon and Coleshill/Water Orton.

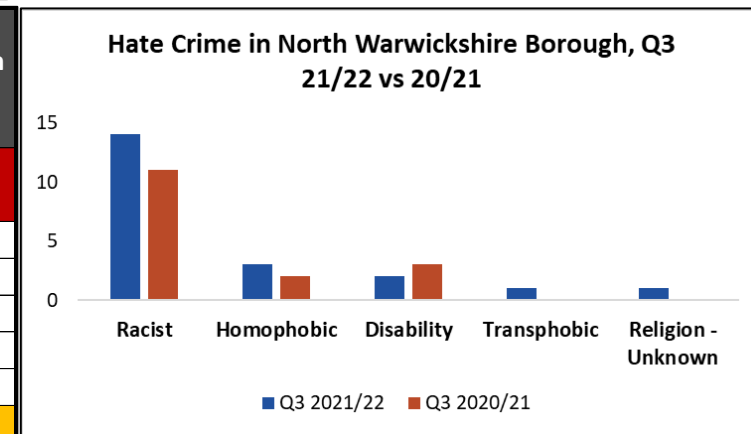


*StreetSafe is a non-crime anonymous online reporting tool for members of the public to report where women feel unsafe and why. The tool launched on 3rd September 2021.



Performance – North Warwickshire CSP Cross-Cutting Theme – Vulnerability

Indicator	Q1 2021/22	Q1 2020/21	Q1 vs same period 20/21	Q1 Comparison to 3 year average	Q2 2021/22	Q2 2020/21	Q2 vs same period 20/21	Q2 Comparison to 3 year average	Q3 2021/22	Q3 2020/21	Q3 vs same period 20/21	Q3 Comparison to 3 year average
Hate Offences and Non Crimed Investigations	42	21	100.0%	133.3%	28	27	3.7%	50.0%	22	19	15.8%	26.9%
<i>Racist</i>	24	12	100.0%	N/A	13	18	-27.8%	N/A	14	11	27.3%	N/A
<i>Homophobic</i>	10	6	66.7%	N/A	8	8	0.0%	N/A	3	2	50.0%	N/A
<i>Disability</i>	3	3	0.0%	N/A	3	1	200.0%	N/A	2	3	-33.3%	N/A
<i>Transphobic</i>	3	0	-100.0%	N/A	1	0	-100.0%	N/A	1	0	100.0%	N/A
<i>Religion - Unknown</i>	0	0	0.0%	N/A	0	0	0.0%	N/A	1	0	100.0%	N/A
Domestic Abuse Offences and Non Crimed Investigations	328	313	4.8%	15.6%	332	343	-3.2%	9.2%	281	259	8.5%	1.6%
CSE Offences and Non Crimed Investigations	1	3	-66.7%	-57.1%	3	0	-100.0%	28.6%	2	2	0.0%	-62.5%



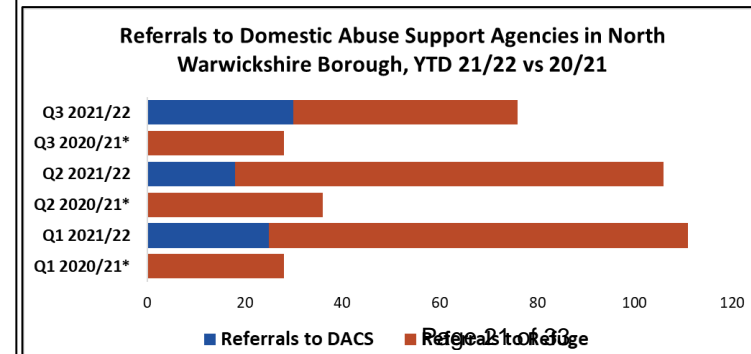
Hate crime – After the worryingly high volumes of hate crime in the borough and indeed across the county during Q1&2, volumes have now reduced in Q3. However, they still remain at higher levels than the 3 year average, indicating that this is still an area of concern for the CSP. Racist related hate crime remains the main type of hate crime in the borough.

Exploitation - Overall data relating to referrals and identification of child exploitation and MSHT remains very low in the borough. As highlighted in the Q2 report, this may suggest a lack of identification and awareness. Although referrals to Children and Families Front Door (previously MASH) from North Warwickshire Borough are at the lowest in the county, volumes have increased this quarter despite all other CSP areas showing reductions. *It is recommended that awareness raising activities are considered in the borough.*

Schools Exclusions - Persistent absence from school continues to be an issue for the borough, with the highest rates in the county for secondary schools and the second highest for primary schools. Permanent and fixed term exclusion rates for secondary school pupils in the borough are at some of the highest in Warwickshire, above the county average.

Substance Misuse – There have not been any referrals to Compass during Q2 and Q3 for North Warwickshire Borough. There are no updates available from CGL for this quarter at the time of writing.

Domestic Abuse – Domestic abuse offences have reduced in the borough during this quarter compared to Q2, and this trend is also reflected in referrals to Refuge. However, volumes still remain higher than last year. In comparison, referrals to DACS have increased to 30 referrals during Q3 this year.



*20/21 data is not available for DACS referrals



Performance – North Warwickshire Year to Date Ward Breakdown – Areas of Concern

SNT Area and Ward	Section 18 (Oct - Dec)		Violence Without Injury (Oct - Dec)		Hate Offences and Non Crimed Investigations (Oct - Dec)		Personal ASB (Oct - Dec)	
	Q3 2020	Q3 2021	Q3 2020	Q3 2021	Q3 2020	Q3 2021	Q3 2020	Q3 2021
North:	3	1	61	53	7	1	10	10
Baddesley and Grendon	0	0	11	9	3	0	0	1
Dordon	1	1	23	21	2	0	3	6
Newton Regis and Warton	1	0	7	8	0	0	3	0
Polesworth East	1	0	9	7	1	1	3	1
Polesworth West	0	0	11	8	1	0	1	2
East:	4	6	108	107	8	8	14	23
Atherstone Central	1	4	45	39	5	3	3	12
Atherstone North	0	0	11	17	0	2	4	6
Atherstone South and Mancetter	3	2	38	31	3	0	4	3
Hartshill	0	0	15	20	0	3	3	2
South	3	2	55	68	4	4	12	8
Arley and Whitacre	2	0	21	16	0	3	4	3
Coleshill North	0	0	8	10	1	0	3	2
Coleshill South	1	1	12	17	3	1	2	3
Fillongley	0	1	14	25	0	0	3	0
West	1	4	40	51	1	2	6	6
Curdworth	0	1	8	6	1	1	1	2
Hurley and Wood End	0	1	17	24	0	0	4	2
Kingsbury	1	2	11	13	0	0	1	1
Water Orton	0	0	4	8	0	1	0	1

Positive areas:

- The **North SNT area** has seen reductions in most areas of concern in the table during this quarter, compared to last year. This is most significant in violence without injury offences (-8 offences) and hate offences (-6).

Areas of concern:

- The risk areas for S18 offences this quarter are **Atherstone Central Ward** (+3 offences) and almost all wards in the **West SNT area**.
- Almost all wards in the **South** and **West SNT areas** have seen increases in violence without injury offences compared to last year, most notably in **Fillongley Ward** (+11 offences) and **Hurley and Wood End Ward** (+7).

Personal ASB - For the first time this year, personal ASB is showing increases compared to the 3 year average (5.2% increase, equivalent to 2 incidents above the 3 year quarterly average of 45). This is despite the absence of multiple days of ASB data that is currently missing from the totals for December 2021 which may increase personal ASB volumes even further. This represents a possible emerging issue for the CSP and the table shows that **Atherstone Central Ward** is an area of concern here. *It is recommended that the specific locations are identified and vulnerabilities assessed.*

Description	Action Lead	Priority	Traffic Light	Quarter 3 Update
Reducing Violent Crime	NWCSP	Reducing violent crime-violence with injury	Amber	<p>Violence with injury offences have dropped below the 3 year average for the borough during quarter 3, although remaining higher than last year. <i>In comparison, violence without injury remains a risk area for the CSP with volumes remaining high.</i> Knife Crime - offences involving a knife continue to be lower than the 3 year average for North Warwickshire Borough. However, it is evident that <i>section 18 wounding offences remain a risk area for the CSP</i>, due to continued higher volumes than the 3 year average and also the seriousness of this offence.</p> <p>Alcohol related violence – Violent offences involving alcohol have increased compared to last year although much of Q3 last year involved a national lockdown over the festive season limiting opportunities for this type of violence to occur. Less than 10% of all violence involved alcohol in the borough this quartersuggesting that this is not a significant motivating factor.</p> <p>Other Sexual Offences – volumes of offences have more than doubled in Q3 compared to last year, with increases also compared to previous quarters. This suggests a possible emerging issue in the borough, with the majority of offences being ‘current’ (i.e. not historical). <i>It is recommended that further research is carried out to understand this issue.</i></p>
Coordinating a joined up approach to problematic licensed premises through a Multi Agency Licensing Enforcement meeting	NWBC	Reducing violent crime - violence with injury	Green	The last meeting of the MALEM was held in January 2020. Due to the COVID 19 pandemic the usual meetings have not held during the 2020/21 year. The meetings commenced again in November 2021. A new scheme - 'Ask for Angela' will commence in March 2022. The scheme will be rolled out with priority locations considered first. Ask for Angela is the name of a campaign in England that nationally started in 2016 that is used by bars to keep people safe by using a codeword to identify when they are in danger or are in an uncomfortable situation. Priority locations will be considered first.
The provision of counselling services for victims of domestic abuse	NWBC	Reducing violent crime-violence with injury & without injury domestic related	Amber	Domestic abuse related violence has seen only small increases compared to the 3 year average during this quarter. In addition, volumes have slightly reduced in Q3 compared to Q2 this year, and this is despite seasonal trends which would normally indicate higher volumes over the Christmas period. This may suggest a lack of willingness to report offences or a genuine reduction in offences occurring.
Working to enhance the signposting to and access to local and county wide domestic violence support services		Reducing violent crime	Amber	The local support services are being promoted via GP surgeries and through agency networks. Domestic abuse offences have reduced in the borough during this quarter compared to Q2, and this trend is also reflected in referrals to Refuge. However, volumes still remain higher than last year. In comparison, referrals to DACS have increased to 30 referrals during Q3 this year.
Identify ways to prevent increases in homelessness because of domestic violence	NWBC	Reducing violent crime	Green	<p>The Council works in partnership with other agencies who offer support to applicants depending on their individual circumstances. For example, there is support available for young single people, domestic abuse sufferers, people who misuse drugs and for young parents.</p> <p>The support services available for victims of domestic abuse are promoted via the Housing Options Team.</p>
Working with young people to consider the prevention and early identification of vulnerable young people likely to be exploited by county lines activity in line with the Government's Serious Violence Strategy.	NWCSP	Reducing violent crime	Green	<p>The work to address county lines activity locally was being co-ordinated through Operation Alarity. The majority of Young people identified as being directly involved are from outside the borough. Work at a countywide level is developing to review how all agencies can improve safeguarding practices and prevent exploitation of young people.</p> <p>Work with local schools was arranged for the 2021/22 concerning a possible emerging issue. Key partners are involved in this ongoing work.</p>

Description	Action Lead	Priority	Traffic Light	Quarter 3 Update
Championing and raising awareness of safeguarding and protecting vulnerable people		Reducing violent crime	Green	Regular training has been arranged for NWBC and WCC staff to help raise awareness of Child Sexual Exploitation concerns and risks. Vulnerable victims should be identified through the multi agency case management group. An internal NWBC safeguarding steering group is in place to help provide oversight and co-ordination of this work.
Promoting awareness of the risks associated with alcohol and drug misuse	NWCSP	Reducing violent crime	Green	Support is given to any promotional campaigns organised on a Warwickshire basis. Work with local schools was being arranged for the 2021/22 year co-ordinated across Warwickshire focusing on Knife crime and county lines which will also cover alcohol and drug misuse.
Work with the drug and alcohol treatment service providers to increase the numbers of those in treatment for substance misuse.	NWCSP	Reducing violent crime	Green	Change Grow Live and Compass are working in partnership at both a county and district level. Representatives attend key partnership groups including IOM MACM , Serious Organised Crime Joint Action Group and local Anti social behaviour tasking & case management.
Raising awareness of the role of the Blue Sky sexual offences centre and support available to victims	NWCSP	Reducing violent crime	Green	There has been a lot of work to promote SARC's nationally. Figures in 2020/21 were below that of previous years, but they have seen a return to 'normal' as the year progressed. Predominately historic cases - this is mirrored in support services (RoSA and Safeline) too. There is a new co-ordinator in post for SAAS, so she will be picking up the action plan with a big focus on promotion of the SARC.
Anti-social behaviour	NWCSP	Anti-social behaviour	Green	
Reducing the risk of harm to vulnerable people and repeat victims of anti social behaviour by implementing multi agency case management plans.	NWCSP	Anti-social behaviour	Green	For the first time this year, personal ASB is showing increases compared to the 3 year average (5.2% increase, equivalent to 2 incidents above the 3 year quarterly average of 45). This is despite the absence of multiple days of ASB data that is currently missing from the totals for December 2021 which may increase personal ASB volumes even further. <i>This represents a possible emerging issue for the CSP and the table shows that Atherstone Central Ward is an area of concern here. It is recommended that the specific locations are identified and vulnerabilities assessed.</i>
Working with young people to reduce the risk of them engaging in anti-social behaviour by supporting positive diversionary activities	NWCSP	Anti-social behaviour	Green	Aston Villa Community Foundation are delivering sessions in Atherstone (Monday), Arley (Wednesday) and Polesworth (Friday) which engage around 100 young people per week. The Atherstone Boxing and Fitness club is now a constituted group that can apply for funding to sustain and expand the club's offer. Officers are undertaking a boxing qualification to increase the capacity of the project and work with even more young people. Prevention referrals to the YJS are being made in addition to this. Close working with YJS and WCC TYS is in place. Community Led youth group sessions are delivered on a weekly basis in Dordon. A female youth work project has been started in Atherstone by TYS who will support work in relation to violence against women and girls and safer streets agenda.
Working with local communities to help reduce incidents of motorbike nuisance including implementing environmental security measures and promoting the "Dob em in" reporting initiative	WCC	Anti-social behaviour	Green	Additional Security fencing has been installed in New Arley to stop nuisance motorcycle access onto Hill Top Recreation Ground. Following the closing of Operation Array there has been an increase in the number of nuisance motorcycle reports. Where capacity allows SNT and the Rural Crime Team have issued section 59 warnings (1) and have plans for a specific operation in the coming months. The "Dom Em In" initiative will be used to encourage reporting in hot spot locations.

Description	Action Lead	Priority	Traffic Light	Quarter 3 Update
Promoting awareness of the risks associated with alcohol and drug misuse to young people and their parents and signposting local support and treatment services	NWCSP	Anti-social behaviour	Green	Loudmouth Theatre and Education delivered their Talking to Marcus workshops to TQEA year 8 and year 9 pupils during early January. Unfortunately COVID restrictions in place at Polesworth School meant performances there had to be cancelled. The workshops addressed a number of intertwined issues including drug and alcohol misuse and there will be a three month evaluation carried out in April to measure the impact of the workshops (knowledge retention) . There are no updates available from CGL for this quarter at the time of writing.
Target hot spot locations using the SARA problem solving approach	NWCSP	Anti-social behaviour	Green	The Partnership Problem Solving methodology is in place. The monthly Partnership Problem Solving meetings are being held using Teams. Any specific locations emerging as hot spots for specific crime or disorder problems will be identified through this process.
Deploying mobile cctv cameras at priority locations to enhance public reassurance and prevent incidents of anti social behaviour and crimes	NWBC	Anti-social behaviour	Green	There are 25 mobile cctv cameras in NW. Cameras are relocated according to need and can be used to capture evidence or to act as a deterrent. We are also considering how we can use our redeployable cameras to help capture evidence in relation to flytipping in conjunction with our wildlife cameras. A new camera is being purchased as part of the Safer Streets project that will link up with Atherstone Town Centre Scheme which will be deployed in Meadow Street Gardens (Hatters Garden) Atherstone.
Target hot spot locations for deliberate small fires including collaborative work for prevention and education initiatives.	WF&RS	Anti-social behaviour	Green	The levels of deliberate small fires continue to see reductions. The Arson Reduction Officer has continued to support the partnership responses to any emerging hot spot locations and specific interventions with individuals.
To support the enforcement of the Street Cruising Injunction across the Borough and prepare for a review of the use of the Injunction	NWBC	Anti-social behaviour	Green	Policing Operations are continuing to be arranged. Positive feedback from a resident living near to Bassetts Pole has recognised the responses made by the Police. A high court judgement about the use of Injunctions against persons unknown as required legal advice to be requested. The legal advice is recommending that a new Street Cruising Injunction application is submitted.
To reduce the incidents of fly tipping within the borough and to investigate incidents with the aim of prosecuting those responsible.	NWBC	Anti-social behaviour	Green	The Pollution Team of Environmental Health investigate fly tipping where evidence is available. Some PACE Police and Criminal Evidence (Act) interviews have been carried out face to face. There have been 733 reports of flytipping in the first three quarters of the year (April to December)down from 836 for the same period the previous year.
To review how the E-CINS system can be used more effectively	WCC	Anti-social behaviour	Green	The ECINS system licence has been extended for a further year (until March (2023)). The Police are currently reviewing what systems they will use to collate ASB case management which will inform future arrangements for the wider partnership.
Crime in Rural Areas	NWCSP	Rural crime	Green	Data for December 2021 is not yet available and as such the Q3 figure is not a full total. However, offences recorded as part of the Rural and Wildlife Crime Strategy continue to remain much lower than the long term trend, with quarter on quarter reductions in line with seasonal trends.
Reducing the risk of repeat victimisation of all burglary victims in priority locations through the provision of crime prevention advice and security measures.	NWCSP	Rural crime	Green	The Partnership can request analysis reports on emerging current crime trends. This helps target the use of partnership resources and identify hot spots for attention. WCC Community Safety continue to provide the burglary packs to SNT officers to support victims and the vulnerable. We also support victims of Rural Crime providing a range of crime prevention packs, literature, awareness packs to support the work of the rural crime team and SNT's. A couple of engagement have taken place in Warton/Austrey - 18 Novemeber and Polesworth - 20 February. OPCC funds have been used to provide additional crime prevention resources for use at engagement events across the borough.
	NWCSP	Burglary Residential Dwelling	Green	The significant long-term reduction in SAC directly linked to the pandemic is very evident. Residential dwelling burglary is showing a very slight increase in Q1 compared to Q1 last year but numbers remained lower when comparing Q2 for 20/21 and 21/22.

Description	Action Lead	Priority	Traffic Light	Quarter 3 Update
Reduce the risk of repeat victimisation of residential burglary victims in priority locations through the provision of crime prevention advice and security measures	NWCSP	Serious Acquisitive Crime	Green	All areas of serious acquisitive crime remain at much lower volumes than in previous years. However, seasonal trends suggest higher volumes are likely to occur during Q3 and Q4, and this does appear to be the case for vehicle crime during Q3, compared to Q2. Therefore, it is likely that volumes of these offences will continue to increase during Q4, although still remaining below levels seen in previous years. It is recommended that the CSP plan activity to prevent increases in vehicle crime during Q4.
Reducing the risk of repeat victims of theft from vehicles in priority locations through the provision of crime prevention advice and security measures.	NWCSP	Vehicle crimes	Green	Vehicle crimes are currently on a downward trend. Any emerging trends and hot spots will be subject to responses agreed at the Partnership Problem Solving meetings.
Target hardening priority locations to make crime harder to commit and to identify those responsible	NWCSP	Serious Acquisitive Crime	Green	The Partnership receives analysis reports on emerging current crime trends. This helps target the use of partnership resources and identify hot spots for attention. WCC Community Safety attend the monthly Partnership Problem Solving meetings and offer advice and support any plans that are made available to the partners.
Working with local communities to encourage participation in Neighbourhood Watch and Rural Watch.	NWCSP	Serious Acquisitive Crime	Green	The Rural Crime Officer continues to work with local communities and increase sign up to rural watch alerts and a newsletter showing the work of the Rural Crime Team has helped keep local communities informed about responses to rural crime.
Support the work of the Business Crime Advisor to raise awareness of and to encourage the reporting of business crime	WCC	Cyber Crime	Green	<ul style="list-style-type: none"> Business Crime training events across the County offered to businesses. Range of subjects Traditional Business Crime Safety, Cyber Crime, GDPR, Modern Slavery, Prevent and Business Continuity Open to all business in the County, one arranged for N. Works 21st February hosted by BMW at Hams Hall 2 events in the County took place - Black Friday and Cyber Monday. There was 1500 engagements advice on the website and ongoing work and support provided with the 'It won't happen to me!' initiatives for the business crime advisor working in partnership with the Police, Cyber Crime Unit and Safer Neighbourhood Teams. Events focussed on online shopping safety and ensuring the residents across Warwickshire are safe and have the correct support when shopping online.
Support the county wide work to raise awareness of and to encourage the reporting of Cyber Crime	WCC	Cyber Crime	Green	<ul style="list-style-type: none"> Preventing on line Grooming training is available to school and parents via TEAMS and in person countywide delivered in partnership by the Prevent Officer to teachers, parents, carers and youth professionals. Working in partnership the Business Crime Prevention Clinic Project between WCC Community Safety, Warwickshire Police and the Coventry and Warwickshire Federation of Small Businesses. The project provides a referral pathway into various business crime related areas of concern aligned with the Business Crime Strategy offering 1 to 1 tailored support based on their concerns. This initiative will promote national initiatives such as Cyber Essentials and Secure by Design Security Products.
Road Safety	NWCSP	Reduction in killed and serious injuries	Green	KSI – After the spike in KSIs in August 2021 during Q2, volumes have returned to similar levels seen last year during Q3. Indeed volumes of KSIs remain below the 3 year average. There were no fatal incidents this quarter.
To work in partnership with the Warwickshire Road Safety Partnership to reduce the numbers of killed and serious injuries on our roads with a focus on vulnerable groups.	NWCSP	Road Safety	Green	In January Warwickshire Road Safety Partnership published the Warwickshire Road Safety Strategy to 2030 setting out an ambitious target to reduce deaths and serious injuries on our roads by 50% by 2030. Partners are working together to make our roads safer as part of the new 'safe systems' approach. There are a number of new development including a new website, speed reporting system and app for Community Speed Watch Groups to download data and speed up warning letters. Further consideration about repeat offenders.

Description	Action Lead	Priority	Traffic Light	Quarter 3 Update
To support the improving road safety action plan prepared by North Warwickshire Borough Council	NWCSP	Road Safety	Green	The action plan has been agreed by the Safer Communities Sub Committee at NWBC. The action plan includes actions being carried out in partnership with responsible authorities. The Warwickshire Road Safety Partnership is developing new actions. A review of the local action plan has been proposed.
To ensure the best road safety education is delivered to all school children within our borough	NWCSP	Road Safety	Green	This aim should be part of the work of the Warwickshire Road Safety Partnership. The priorities for education in 2019 include evaluating Driver Ambitions project and young and novice drivers,
To raise awareness of the dangerous locations and times where serious injury and fatal accidents happen	NWCSP	Road Safety	Green	A list of the high risk cluster locations has been prepared by the County Council. North Warwickshire has 5 of the top 6 risk junctions and 12 of the 49 cluster sites. The current budget for improving the cluster sites is £350,000. County Council are aiming to improve 7 or 8 sites that have been identified.
To work with Highways England and Warwickshire County Council to reduce vehicle speed and improve road and junction design to make dangerous locations safer including due consideration of relevant planning decisions	NWCSP	Road Safety	Green	Ongoing liason takes place on relevant planning applications to aim to ensure road safety implications are fully considered.
To prevent the dangerous anti social use of motor cycles, cars and other vehicles both on road and off road across our borough	NWCSP	Road Safety	Green	A new application for the Street Cruising Injunction is being prepared. Police enforcement operations are being carried out via Operation Spur. Off road vehicle nuisance is monitored via the monthly anti social behaviour tasking group.
Reducing re-offending	NWCSP	Reducing re-offending	Green	Reoffending rates in the borough are continue to increase, moving closer to the county average and indicating a possible emerging issue for the district. Despite a peak in the number of reoffences per reoffender in 2018, the overall trend shows that those who do reoffend in the borough are less likely to commit more reoffences than the county average.
Effectively supporting and contributing to the "One Day One Conversation" Integrated Offender Management Scheme for the identified offenders from North Warwickshire	NWCSP	Reducing re-offending	Green	The local IOM group has continued to meet using teleconference options. North Warwickshire representation is by the Policy Support Manager NWBC. Representation is also made at the county wide steering group. Red is believed or known to be criminally active, high risk of harm. Amber is indication of return to continued offending, concerns regarding ability to cause serious harm. Green is no significant intelligence indictaing offending. The May IOM reports shows 9 offenders were identified as a live cohort , with 6 in custody and 1 red and 2 amber risk level. In scope means nominal removed from IOM scheme but retained in scope.
Support the implementation of the Warwickshire Reducing Reoffending Strategy and action plan	NWCSP	Reducing re-offending	Green	The strategy and action plan is being overseen by a Warwickshire Reducing Reoffending Board. There are individual leads identified for each theme of the action plan. The RRO board is continuing to meet. The plan includes the themes of addressing Accommodation, Drugs and alcohol misuse, employment, Families and children and domestic abuse. Key highlights from the May meeting include Housing- currently positive due to " Everyone in", unsure how the impact of the funding removal will impact. In Warwick this has provided some significant challenges where serious incidents have taken place. This can be a chaotic and challenging group to support them in the accommodation. NW- cohort 9, 3 in community , over 45% have active or historic DA marker
Supporting the County wide arrangements for offender engagement with and retention in drug and alcohol treatment service	NWCSP	Reducing re-offending	Green	Change Grow Live provide drug and alcohol treatment services for offenders and voluntary referrals. Offenders can be subject to orders requiring engagement in the treatment services. The use of community hubs has been highlighted to promote services available and also to have options for appointments. Further liason with CGL is required post the lockdown restrictions being lifted to review the North Warwickshire position.

Description	Action Lead	Priority	Traffic Light	Quarter 3 Update
Reducing offending by cross border offenders committing serious acquisitive crime by maximising the use of the network of automatic number plate recognition cameras within the borough to analyse and share intelligence to inform targeted policing operations	NWCSP	Reducing re-offending	Green	14 ANPR cameras are in place in North Warwickshire. This includes cameras at Coleshill, Curdworth and Dordon. Strategic responsibility for the scheme is now back under the responsibility of Warwickshire Police. The lead Warwickshire officer has been asked to attend teh NWRAG meeting in September to provide an update.
Support Her Majesty's Prisons & National Probation Service to reduce reoffending in North Warwickshire	NWCSP	Reducing re-offending	Green	Most of the partnership work will be supported via the IOM Scheme. Wider support for individual cases is considered if appropriate. Housing support is a key issue and NWBC Housing will liaise with both partners as necessary. National level changes taking place currently which should help improve partnership work locally.
Hate Crime	WCC	Vulnerability	Green	Work on community cohesion through the Warwickshire Hate Crime Partnership is being cordinated on a county wide level. After the worryingly high volumes of hate crime in the borough and indeed across the county during Q1&2, volumes have now reduced in Q3. However, they still remain at higher levels than the 3 year average, indicating that this is still an area of concern for the CSP. Racist related hate crime remains the main type of hate crime in the borough.
Support the Warwickshire Hate Crime Partnership and the Warwickshire Hate Crime Action Plan 2021/22	WCC	Increase in reported hate crime	Green	Promotion of the reporting of hate crime is being carried out across Warwickshire. The website www.reportthatenow.com has been set up to help encourage more reporting. The latest meeting of the Warwickshire Hate Crime Partnerhsip due in July 21.
Monitor reported incidents of Hate Crime to ensure appropriate partnership responses are put in place	NWCSP	Increase in reported hate crime	Green	The Hate Crime offences and crime incidents are included in the partnership monthly performance report. A Dashboard report has also been prepared for the Warwickshire Hate Crime Partnership. More reporting of the incidents are being encouraged. The Strategic Assessment is suggesting the increases are a genuine increase . Offences are often happening in public places and some are related to the current COVID 19 related safety guidance. Further analysis to be arranged as indicated above.
To support the work of the the Prevent Strategy action plan and referrals to the local Channel Panel	NWCSP	Vulnerability	Green	No requests to input to any channel panel referrals relating to North Warwickshire have been received in this period. The prevent work is being promoted across Warwickshire.
Support the Prevent Officer to raise awareness of Prevent	NWCSP	Vulnerability	Green	The Prevent Officer is providing a newsletter and is promoting activities across the county. The May 21 newsletter shows that partnership working has continued to take place despite the COVID-19 constraints. At the last meeting of the Prevent Steering Group it was proposed that the PO contact each of the Districts/Boroughs to look at the current action plan and try to tailor some of those activities to reflect local issues more directly.
Signpost training opportunities for relevant staff	NWCSP	Vulnerability	Green	Training opportunities are being promoted for all partners.
To support the work of the Warwickshire Serious Organised Crime Joint Action Group	NWCSP	Vulnerability	Green	Operation Alarity has been successful in responding to county lines drug dealing around Atherstone. Review of how the SOCJACG operates has taken place. County lines is continuing to be the main focus for North Warwickshire. Success in addressing key individuals and risks to vulnerable people locally has been achieved.

Description	Action Lead	Priority	Traffic Light	Quarter 3 Update
To further consider and arrange additional research into the North Warwickshire findings of the Have Your Say on Community Safety survey	NWCSP	Public perception of crime	Green	An application has been made to the OPCC 2022/3 CSP Fund. This work will revisit the 'Have Your Say on Community Safety' survey results plus consider the available data from the StreetSafe* tool indicates that 22% of the 360 responses in Warwickshire between the 2nd September and 18th January 2022 related to areas in North Warwickshire Borough (79 responses). Key findings are that the majority of reports came from the northern part of the borough, badly lit areas were the most prominent environmental concern, where stated, 'verbal harassment from groups of strangers' and/or 'feeling like you are being followed' were the main behavioural concerns. Evenings and overnight (from 4pm onwards) were the most likely time for incidents to occur. Analysis as part of the Safer Streets project has also identified 3 hotspots for responses – Newton, Regis and Warton Ward, Polesworth/Dordon and Coleshill/Water Orton.
Arrange additional consultation in the areas of Kingsbury, Curdworth and Water Orton wards to establish the reasons for the high fear of crime results in these areas	NWCSP	Public perception of crime	Green	This will be part of the above work.
To arrange and support positive crime prevention and community safety related communications using a range of methods and information	NWCSP	Public perception of crime	Green	Recent community safety communications include: Free Catalytic Converter Marking messages - December to February Drink spiking messages on weekends - December to January Domestic abuse messages - December to January The County 31 days of Christmas social media messages - December Pick Pocketing messages leading up to Christmas - December Vehicle Crime Prevention messages, Drink spiking messages - November to January Avoiding becoming a victim of burglary 'Darker Nights' - November the Hate Crime Awareness Week - October Promotion of 'Warwickshire Connected' - Ongoing

Agenda Item No 7

Safer Communities Sub-Committee

21 March 2022

Report of the Chief Executive

North Warwickshire Improving Road Safety Action Plan Progress Report

1 Summary

- 1.1 This report provides Members with an update on the progress with the North Warwickshire Road Safety Action Plan. The report also outlines recent road safety developments and feedback from the Warwickshire Road Safety Partnership Operational Board held in October 2021.

Recommendation to the Sub-Committee

That Members note the report and consider the progress made to date.

2 Consultation

- 2.1 Consultation has taken place with the relevant Members and any comments received will be reported at the meeting.

3 Background

- 3.1 A North Warwickshire road safety action plan was agreed by this Sub-Committee at a meeting held on the 16 March 2016.
- 3.2 Progress with the action plan is challenging and requires further development with partners, including Warwickshire County Council, Warwickshire Fire and Rescue Service, Warwickshire Police, and others. Warwickshire County Council is the lead authority for road safety in Warwickshire and has various statutory duties to promote road safety. At a local level, road safety is being championed by this Council and it is also one of the priorities for the North Warwickshire Community Safety Partnership. The work starting to emerge from the Warwickshire Road Safety Partnership is encouraging and is developing more collaborative work to improve road safety in Warwickshire.

4 **Warwickshire Road Safety Partnership**

- 4.1 Members were previously informed about the re-establishment of the Warwickshire Road Safety Partnership and the adoption of the Partnership Strategy (2021-2030). The strategy will be delivered through the strategic board which will be supported by the Operational Board which will be further supported by the Data Working Group, Communications Working Group and Partnership Co-ordinator.
- 4.2 The target for the partnership is to reduce the Killed and Seriously Injured casualties by 50% to 183. To achieve the five areas of focus have been identified as Safe Speeds, Safe Vehicles, Safe Roads, Safe Road Users and Post Collision Response.
- 4.3 During November Kingsbury Water Park and Atherstone Library hosted events as part of Brake Road Safety Week. Three days of action in January resulted in seven section 59 warnings, one motorcycle and one car seizure for having no insurance and 2 stolen motorcycles being recovered.
- 4.4 Road improvements have recently been finished on Blythe Road in Coleshill which included re-surfacing, improvements to the safety barrier and improved signage to address loss of control incidents.
- 4.5 Average Speed Cameras are to be installed in the Autumn of this year along the A446 between the A38 and A4091. A further scheme is being developed at Coleshill crossroads (High Street and Blythe Road) looking to introduce traffic signals to the junction. Funding is also being sought from HS2 road safety fund to introduce traffic signals at Furnace End crossroads. Other locations identified for improvement but without funding are Fillongley crossroads, Astley Crossroads (Red Lane) and Trinity Road T-Junction.

5 **North Warwickshire Action Plan Updates**

- 5.1 The updates to the action plan are shown in the appendix and some key updates highlighted below: -
 - Killed and Seriously Injured casualties have returned to expected levels after a spike in quarter two. There were no fatal incidents in Quarter 3.
 - The Safer Neighbourhoods Team now support 15 active Village Community Speed Watch Schemes in North Warwickshire. Each village has numerous sites (43 in total) where they can conduct speed operations following training from local officers which more recently has included use of laser equipment. Fillongley is the most recent village to be supported through the scheme. A new app has also been released to streamline the issuing of warning letters to any drivers caught speeding by the scheme.
 - A Street Cruising Injunction was granted by the High Court in Birmingham covering the whole of the Borough of North Warwickshire (NWBC) to tackle the problems of Street Cruising which was effective between 3 August 2018 and 22 June 2021 with a requirement for review after 18 months. During 2019 a barrister was instructed to take enforcement

action against an individual that was apprehended in North Warwickshire and to assist in the preparation for a review of the NWBC injunction. However, around that time there were a series of cases decided by the High Court which cast doubt on the validity of Injunctions against 'Persons Unknown' which held up the process until an appeal was heard in January 2022 which overturned those earlier decisions. The Barrister has been asked to re-advise based on this later judgment and assist in preparing a new application. Steps are also being taken to update any evidence that had already been gathered in support of the Car Cruising Injunction.

- Environmental Changes have been provided in New Arley to deter access to land where nuisance motorcycles have been reported. Local operations are planned to address the recent increase in reports of nuisance motorcycles.

6 Summary

- 6.1 Members are requested to note the progress made to date and consider the feedback from the Warwickshire Road Safety Partnership Operational Board, and the updates included in the report.

7 Report Implications

7.1 Financial Implications

- 7.1.1 Additional expenditure on road safety may be required if specific projects and initiatives are developed. Any future expenditure will need to be allocated from existing Corporate Policy and Safer Communities reserves. Road Safety project funding of £360.98 has been allocated from the 2021/22 community safety grant allocation for the North Warwickshire Community Safety Partnership. This has supported the purchase of a tripod for a community speed watch scheme.

7.2 Safer Communities Implications

- 7.2.1 These are set out in the report and appendix.

7.3 Environment and Sustainability Implications

- 7.3.1 By working to improve road safety in the Borough, this will contribute positively towards improving the quality of life and safety of local people and visitors to North Warwickshire.

7.4 Health Implications

- 7.4.1 The work of the Road Safety Partnership will have crossover links which will contribute towards healthy communities, including reducing deaths and injuries and preventing alcohol and drugs misuse.

7.5 Risk Management Implications

7.5.1 Road Safety on a Warwickshire level is improved through the partnership work of the Warwickshire Road Safety Partnership. The partnerships include Warwickshire County Council, Warwickshire Fire and Rescue, Public Health, Community Safety and Road Safety Teams, Office of the Police and Crime Commissioner and Highways England.

7.6 Equality Implications

7.6.1 Some of the road safety campaigns and education programmes will be targeted for groups including young people and vulnerable people.

7.7 Links to Council's Priorities

7.7.1 Road Safety is included in the priorities for the Council as part of the Creating Safer Communities priority.

The Contact Officer for this report is Julie Taylor (719437).

Background Papers

Local Government Act 1972 Section 100D, as substituted by the Local Government Act, 2000 Section 97

Background Paper No	Author	Nature of Background Paper	Date
1	Robert Beggs	Report to Safer Communities Sub Committee – North Warwickshire Road Safety Action Plan	16 March 2020
2	Robert Beggs	Report to Safer Communities Sub Committee – North Warwickshire Road Safety Action Plan	16 November 2020